

## Pricing & Specification Guide 2015

Effective 5/4/15 Version 1.2

Pricing 2015





**AutoSit™:** Auto-tension ergonomic & conference seating

Page 3



**Beta²:** High performance ergonomic seating

Page 5

**ESD:** Electrostatic dissipative seating

Page 50



**Alpha™:** Premier ergonomic seating

Page 9

**ESD / Cleanroom:** Electrostatic dissipative / cleanroom seating

Page 49



**Allegra™:** Executive and conference seating

Page 15



**BigBoss™ Task:** Full scale ergonomic seating

Page 17

**ESD:** Full scale electrostatic dissipative seating

Page 50



**BigBoss™:** Full scale executive and management seating

Page 21



**Posh™ Ergo Executive:** Executive ergonomic seating

Page 25



**Posh™:** Conference room and managerial seating

Page 27

**Posh™ Multi-purpose:** Full scale beam and jury seating

Page 29



**Posh™ Operational:** Operational seating

Page 31



**Posh™ Mesh:** Operational and executive seating

Page 35



**Aria™:** Multi-purpose seating

Page 36



**Jack™:** Guest, stacking, bariatric and multi-purpose seating

Page 37

**Jack™ Beam:** Beam seating

Page 41



**Easy™:** Guest, stacking and multi-purpose seating

Page 43

**Easy™ Beam:** Beam seating

Page 47



**Fixed Seating:** Auditorium seating, public seating and classroom solutions

Page 51






Stinson



maharam

Mill Fabric Programs

Page 55

	Purpose	Configuration	Function	Model
	Desk Chair	Mid Back, Armless	AutoTension Control	051 AT
	Medium Stool	Mid Back, Armless	Swivel only, Footring	051 SW MC FR XA
	Tall Stool	Mid Back, Armless	Swivel only, Footring	051 SW TC FR XA
<i>*Shown with optional +4D arms.</i>				
	Desk Chair	High Back, Armless	AutoTension Control	053 AT
	Medium Stool	High Back, Armless	Swivel only, Footring	053 SW MC FR XA
	Tall Stool	High Back, Armless	Swivel only, Footring	053 SW TC FR XA
<i>*Shown with optional +4D arms.</i>				
	Desk Chair	Mesh Back, Armless	AutoTension Control	057 AT
	Medium Stool	Mesh Back, Armless	Swivel only, Footring	057 SW MC FR XA
	Tall Stool	Mesh Back, Armless	Swivel only, Footring	057 SW TC FR XA
<i>*Shown with optional +4D arms.</i>				

Dimensions

Model	Overall							
	Desk Chair Height	Medium Stool Height	Tall Stool Height	Depth	Width Armless	Width +4D Arms	Base Diameter	
051	34½" - 43½"	37½" - 49¼"	42¼" - 56½"	21"	19¼"	25" - 28¼"	27"	
053	38" - 47"	41" - 52¾"	46¾" - 60"	21½"	19¼"	25" - 28¼"	27"	
057	40¼" - 47½"	43¼" - 53¼"	48" - 60½"	21½"	19¼"	25" - 28¼"	27"	

Control Description

AutoTension™ control is standard on AutoSit series chairs.



**AT AutoTension™**

Adjustment features include:

- Free floating, auto-tension adjustable rocking that can be locked into 5 different positions.
- Backrest reclines 21° (89° to 110°) while the seat reclines 9° (0° to -9°).
- Backrest height adjusts 4 inches into 11 different positions using an intuitive, visible lever.
- Seat depth adjusts 2½" in 6 positions.
- Seat height adjusts pneumatically.









**SW Swivel**

Adjustment features include:

- Swivel only for stool configurations.
- Backrest height adjusts 4 inches into 11 different positions using an intuitive, visible lever.
- Seat depth adjusts 2½" in 6 positions.
- Seat height adjusts pneumatically.

Mesh Colors for 057 Model

Black mesh is standard, other colors may increase lead times.

	/151 Black		/152 Natural
	/153 Crimson		/154 Coffee
	/155 Silver		/156 Royal

Standard Sitmatic Fabrics					Mill Fabrics							
Cat 2	Cat 3 COM	Cat 4	Cat 5	Cat 6 Leather	M1	M2	M3	M4	M5	M6	M7	M8
635.	660.	680.	790.	905.	660.	690.	715.	755.	795.	825.	865.	990.
890.	915.	935.	1045.	1160.	915.	945.	970.	1010.	1050.	1080.	1120.	1245.
900.	925.	945.	1055.	1170.	925.	955.	980.	1020.	1060.	1090.	1130.	1255.
655.	705.	745.	965.	1195.	705.	765.	815.	895.	975.	1035.	1115.	1365.
910.	960.	1000.	1220.	1450.	960.	1020.	1070.	1150.	1230.	1290.	1370.	1620.
920.	970.	1010.	1230.	1460.	970.	1030.	1080.	1160.	1240.	1300.	1380.	1630.
730.	755.	775.	885.	1000.	755.	785.	810.	850.	890.	920.	960.	1085.
985.	1010.	1030.	1140.	1255.	1010.	1040.	1065.	1105.	1145.	1175.	1215.	1340.
995.	1020.	1040.	1150.	1265.	1020.	1050.	1075.	1115.	1155.	1185.	1225.	1350.

Backrest		Seat			COM			COL	
Upholstered Height	Upholstered Width	Desk Chair Height from floor	Medium Stool Height from floor	Tall Stool Height from floor	Upholstered Width	Upholstered Depth	HFES-100 Depth	Yards of 54" goods	ft²
18"	17"	16" - 21"	19" - 26¾"	23¾" - 34"	19¼"	17½"	16½"	1	16
21½"	17"	16" - 21"	19" - 26¾"	23¾" - 34"	19¼"	17½"	16½"	2	31
23½"	18"	16" - 21"	19" - 26¾"	23¾" - 34"	19¼"	17½"	15"	1	16

Custom Fit Options

Add option code(s) after model number. 60mm carpet casters are standard.



**AB \$125**  
Polished Aluminum Base.



**PC \$30**  
60mm parquet casters; soft tread for wood or vinyl floor.



**CF \$125**  
Cal Fire; TB 133.



**VS \$60**  
ViscoElastic seat foam; for enhanced leg circulation.




**HR \$75**  
Headrest; adjusts 2" in height.




**WF N/C**  
White frame; +4D arms also available in white. No white base.

Armrest Options


Choose one and add as final code to model number.




**+4D \$125**  
Arm features include:  
• Adjustable height.  
• Adjustable width.  
• Adjustable depth.  
• Adjustable angle.  
• Field installable.







**+3N \$75**  
Arm features include:  
• Fixed C-arm.  
• Black nylon.  
**+3P \$190**  
Arm features include:  
• Fixed C-arm.  
• Polished aluminum.



**+6K \$165**  
Arm features include:  
• Swings back & out of the way.  
• Height adjustable.  
• Urethane caps.



**+7K \$135**  
Arm features include:  
• Height adjustable.  
• Width adjustable.  
• Urethane caps.

Purpose	Configuration	Function	Model
	Mid Back, Armless	Sync Control	061 SN
		DualTouch Control	061 DT
		SyncErgo Control	061 SE
<i>*Shown with optional +7K arms.</i>			
	Medium High Back, Armless	Sync Control	063 SN
		DualTouch Control	063 DT
		SyncErgo Control	063 SE
<i>*Shown with optional +7K arms.</i>			
	Super Beta, Armless	Sync Control	073 SN
		DualTouch Control	073 DT
		SyncErgo Control	073 SE
<i>*Shown with optional +1A arms.</i>			
	Mid Back, Footring, Armless	DualTouch Control	064 DT
	Mid Back, Footring, Armless	DualTouch Control	065 DT
<i>*Shown with optional +1N arms.</i>			

**Dimensions**

Model	Overall					
	Height	Depth	Width Armless	Width +1A, +1N Arms	Width +1M Arms	Base Diameter
061	36¼" - 41½"	20½"	18½"	23½" - 27½"	22" - 26"	26"
063	41" - 46¼"	20½"	18½"	23½" - 27½"	22" - 26"	26"
073	45¼" - 50½"	21"	20"	25" - 29"	23½" - 27½"	26"
064	44" - 54¼"	20½"	18½"	23½" - 27½"	22" - 26"	26"
065	39¼" - 47"	20½"	18½"	23½" - 27½"	22" - 26"	26"

Standard Sitmatic Fabrics					Mill Fabrics							
Cat 2	Cat 3 COM	Cat 4	Cat 5	Cat 6 Leather	M1	M2	M3	M4	M5	M6	M7	M8
580.	605.	625.	735.	850.	605.	635.	660.	700.	740.	770.	810.	935.
680.	705.	725.	835.	950.	705.	735.	760.	800.	840.	870.	910.	1035.
770.	795.	815.	925.	1040.	795.	825.	850.	890.	930.	960.	1000.	1125.
595.	620.	640.	750.	865.	620.	650.	675.	715.	755.	785.	825.	950.
695.	720.	740.	850.	965.	720.	750.	775.	815.	855.	885.	925.	1050.
785.	810.	830.	940.	1055.	810.	840.	865.	905.	945.	975.	1015.	1140.
690.	735.	770.	965.	1165.	735.	790.	830.	900.	970.	1025.	1095.	1315.
790.	835.	870.	1065.	1265.	835.	890.	930.	1000.	1070.	1125.	1195.	1415.
880.	925.	960.	1155.	1355.	925.	980.	1020.	1090.	1160.	1215.	1285.	1505.
810.	835.	855.	965.	1080.	835.	865.	890.	930.	970.	1000.	1040.	1165.
800.	825.	845.	955.	1070.	825.	855.	880.	920.	960.	990.	1030.	1155.

Backrest		Seat			COM	COL
Upholstered Height	Upholstered Width	Height from floor	Upholstered Width	Upholstered Depth	HFES-100 Depth	Yards of 54" goods Ft <sup>2</sup>
13¾"	15¾"	16" - 21¼"	19"	17½"	16"	1
18½"	16¼"	16" - 21¼"	19"	17½"	16"	1
22¾"	18"	16" - 21¼"	20"	18½"	16"	1¾
13¾"	15¾"	23¾" - 34"	19"	17½"	16"	1
13¾"	15¾"	19" - 26¾"	19"	17½"	16"	1

Control Description


Choose one for every chair other than guest chair. Price included on the previous page.



**SN Sync™**

Adjustment features include:

- The entire chair rocks in a synchronized free-float mode; backrest reclines 20° (90° to 110°) while the seat reclines 9° (0° to -9°).
- Tension adjustable.
- Lockable in 6 different positions.
- Backrest height adjusts 6 inches into 27 different positions using an intuitive, visible lever.
- Seat depth adjusts 2½" in 6 positions.
- Seat height adjusts pneumatically.



**DT DualTouch™**

Adjustment features include:

- Independent adjustment of seat and backrest angles in two convenient levers.
- Seat adjusts 12° (0° to -12°) and backrest adjusts 27° (89° to 116°).
- Backrest height adjusts 6 inches into 27 different positions.
- Seat height adjusts pneumatically.
- For sliding seat, must add +SS option.



**SE SyncErgo™**

Adjustment features include:

- The entire chair rocks in a synchronized free-float mode; backrest reclines 20° (90° to 110°) while the seat reclines 9° (0° to -9°).
- Seat to backrest angle is independently adjustable 10° for fine tuning upright posture.
- Tension adjustable.
- Lockable in 6 different positions.
- Backrest height adjusts 6 inches into 27 different positions using an intuitive, visible lever.
- Seat depth adjusts 2½" in 6 positions.
- Seat height adjusts pneumatically.

Custom Fit Options

Choose as many as desired. Add option code(s) after model number. Add cost of options to chair price.



**AB** \$55  
Polished aluminum base.



**HR** \$275  
Headrest; adjusts 6" in height and 2½" in depth, dual pivot angle adjustment.



**AL** \$145  
Air lumbar; inflatable lumbar bolster.



**LS** \$110  
Longer seat; 18½" w x 21" d.



**AN** CAT 8  
Antistatic; See page 50 for pricing.



**MC** \$40  
Medium seat height; 23" - 30¾". Standard on model 065.



**CF** \$125  
Cal Fire; TB 133.



**NB** -\$25  
Nylon base; replaces base with metal structure. Not for use with models 064 & 065.



**EC** \$25  
Extremely low cylinder; seat height range of 15¼" - 19¾".




**NC** \$35  
Nano seat height; 13¼" - 16".




**EB** \$45  
Extended back; Upgrade back size to the next size up. For 063, 064 & 065 models.



**PS** \$80  
Petite seat; 16" w x 16" d. \*All arms are non-width adjustable with this option.



**ES** \$45  
Extended width seat; 20" w x 18½" d. Standard on model 073.




**RT\_** \$10  
Rear Initial Tilt. RT08 (-2.3°) RT12 (-3.4°) RT16 (-4.6°) RT20 (-5.7°)



**FR** \$90  
Footing; for models 061, 063 & 073.



**SR** \$300  
Standing; 21" diameter for continual ingress and egress.



**FT\_** \$10  
Forward Initial Tilt. FT08 (+2.3°) FT12 (+3.4°) FT16 (+4.6°) FT20 (+5.7°)



**SS** \$90  
Sliding seat; 2½" in six positions. Lever on left side. Spring return. \*For DT control only. \*Standard on SN & SE.

Custom Fit Options Cont'd

Caster Options

Add option code. 60mm carpet casters are standard.



**TC** \$50  
Tall seat height; 25½" - 35½". Standard on model 064 & 066.



**6C** N/C  
60mm casters; for enhanced mobility. Now standard.



**TH** \$145  
Inflatable thoracic bolster.



**PC** \$30  
60mm parquet floor casters; soft tread for wood or vinyl floor.



**TS** \$80  
Tailbone seat; cut-out for coccyx relief.



**BC** \$15  
60mm braking safety casters; locks when unoccupied.



**UB** \$85  
Upholstered backrest shell; add 1yd COM. Not available in vinyl or leather.



**BP** \$45  
60mm braking parquet safety casters; locks when unoccupied.



**VS** \$60  
ViscoElastic seat foam; for enhanced leg circulation.




**GL** N/C  
60mm glides; replace casters.



**WS** \$50  
Work seat; 18½" w x 14½" h.



**XC** \$80  
Extended seat height; range of 18½" - 25½". For models 061, 063 & 073.



**XS** \$350  
Extended Standing; 24" diameter.



**XU** \$260  
Upgrade for models 064 & 065.

**ZZ**  
Custom options. For custom options and pricing, please call customer service.

Armrest Options

Choose one if desired. Add armrest code as final code to model number. Add cost to chair price.



**+1A** \$165  
Adjustment features include:  
• Arm height adjusts 4" into 10 different positions.  
• Arm width adjusts 2" per side into 6 different positions.  
• Arm caps rotate 360° by simply lifting and turning to desired position.  
• Arm caps are 10" long x 4" wide, sculpted urethane, resilient yet mar proof.  
• Field installable.



**+1N** \$165  
Adjustment features include:  
• Arm caps DO NOT rotate.  
• Arm height adjusts 4" into 10 different positions.  
• Arm width adjusts 2" per side into 6 different positions.  
• Arm caps are 10" long x 4" wide, sculpted urethane, resilient yet mar proof.  
• Field installable.




**+1M** \$240  
Adjustment features include:  
• Arm caps are 10½" long x 5½" wide, extra soft memory foam.  
• Arm height adjusts 4" into 10 different positions.  
• Arm width adjusts 2" per side into 6 different positions.  
• Arm caps rotate 360° by simply lifting and turning to desired position.  
• Field installable.



**+7K** \$135  
Adjustment features include:  
• Angled arm uprights for aesthetics.  
• Arm height adjusts 4" into 10 different positions.  
• Arm width adjusts 2" per side into 6 different positions.  
• Arm caps are 10½" long x 4" wide, sculpted urethane, resilient yet mar proof.  
• Field installable.








**+6K** \$165  
Adjustment features include:  
• Arms swing back and out of the way.  
• Arm height adjusts 3" into 6 different positions.  
• Arm caps are 10½" long x 4" wide, sculpted urethane, resilient yet mar proof.  
• Field installable.



**+3N** \$75  
Arm features include:  
• Black nylon.  
• Fixed C-arm.  
• Field installable.

**+3P** \$190  
Arm features include:  
• Polished aluminum finish.  
• Fixed C-arm.  
• Field installable.






	Purpose	Configuration	Function	Model
	Desk Chair	Mid Back, Armless	PostureBack Control	161 PB
			SingleTouch Control	161 ST
			SynchroExec Control	161 SX
	Desk Chair	Medium High Back, Armless	PostureBack Control	163 PB
			SingleTouch Control	163 ST
			SynchroExec Control	163 SX
	Desk Chair	Super Alpha, Armless	PostureBack Control	173 PB
			SingleTouch Control	173 ST
			SynchroExec Control	173 SX
	Guest Chair	Mid Back, Armless	Breuer (Cantilever)	162 BB
	Specialty Seating	Little Person's Chair	Call Customer Service for pricing.	

Dimensions

Model	Overall					
	Height	Depth	Width Armless	Width +1A, +1N Arms	Width +1M Arms	Base Diameter
161	36¼" - 41½"	20½"	18½"	23½" - 27½"	22" - 26"	25"
163	41" - 46¼"	20½"	18½"	23½" - 27½"	22" - 26"	25"
173	45¼" - 50½"	21"	20"	25" - 29"	23½" - 27½"	28"
162	31¾"	18½"	18½"	23½" - 27½"	22" - 26"	23¼" - 23" d

Standard Sitmatic Fabrics						Mill Fabrics							
Cat 2	Cat 3 COM	Cat 4	Cat 5	Cat 6 Leather		M1	M2	M3	M4	M5	M6	M7	M8
700.	725.	745.	855.	970.		725.	755.	780.	820.	860.	890.	930.	1055.
800.	825.	845.	955.	1070.		825.	855.	880.	920.	960.	990.	1030.	1155.
890.	915.	935.	1045.	1160.		915.	945.	970.	1010.	1050.	1080.	1120.	1245.
715.	740.	760.	870.	985.		740.	770.	795.	835.	875.	905.	945.	1070.
815.	840.	860.	970.	1085.		840.	870.	895.	935.	975.	1005.	1045.	1170.
905.	930.	950.	1060.	1175.		930.	960.	985.	1025.	1065.	1095.	1135.	1260.
810.	855.	890.	1085.	1285.		855.	910.	950.	1020.	1090.	1145.	1215.	1435.
910.	955.	990.	1185.	1385.		955.	1010.	1050.	1120.	1190.	1245.	1315.	1535.
1000.	1045.	1080.	1275.	1475.		1045.	1100.	1140.	1210.	1280.	1335.	1405.	1625.
495.	520.	540.	650.	765.		520.	550.	575.	615.	655.	685.	725.	850.

Backrest		Seat			COM	COL
Upholstered Height	Upholstered Width	Height from floor	Upholstered Width	Upholstered Depth	HFES-100 Depth	Yards of 54" goods Ft²
13¾"	15¾"	16" - 21¼"	18½"	17½"	16"	1
18½"	16"	16" - 21¼"	18½"	17½"	16"	1
22¾"	18"	16" - 21¼"	20"	18½"	16"	1¾
13¾"	15¾"	18¼"	18½"	17½"	17"	1

	Purpose	Configuration	Function	Model
	Tall Stool	Mid Back, Footring, Armless	PostureBack Control	164 PB
			SingleTouch Control	164 ST
			SynchroExec Control	164 SX
	Medium Stool	Mid Back, Footring, Armless	PostureBack Control	165 PB
			SingleTouch Control	165 ST
			SynchroExec Control	165 SX
	Art Stool	Mid Back, Footbar, Armless	PostureBack Control	166 PB
			SingleTouch Control	166 ST
			SynchroExec Control	166 SX
	Piano Stool	Medium Stool, Footring	Swivel	167 SW
		Desk Height, No Footring	Swivel	167 DC
		Tall Stool, Footring	Swivel	167 TC
	Foot Actuated Piano Stool	Medium Stool, No Footring	Swivel, Foot Actuated	167 FA

Dimensions

Model	Overall					
	Height	Depth	Width Armless	Width +1A, +1N Arms	Width +1M Arms	Base Diameter
164	44" - 54¼"	20½"	18½"	23½" - 27½"	22" - 26"	25"
165	39¼" - 47"	20½"	18½"	23½" - 27½"	22" - 26"	25"
166	44" - 54¼"	21"	20"	25" - 29"	23½" - 27½"	25"
167 SW	19¼" - 27"	17¼"	17¼"	n/a	n/a	25"
167 DC	16¼" - 21½"	17¼"	17¼"	n/a	n/a	25"
167 FA	22" - 29¼"	17¼"	17¼"	n/a	n/a	25"
167 TC	24" - 34¼"	17¼"	17¼"	n/a	n/a	25"

Standard Sitmatic Fabrics						Mill Fabrics							
Cat 2	Cat 3 COM	Cat 4	Cat 5	Cat 6 Leather		M1	M2	M3	M4	M5	M6	M7	M8
830.	855.	875.	985.	1100.		855.	885.	910.	950.	990.	1020.	1060.	1185.
930.	955.	975.	1085.	1200.		955.	985.	1010.	1050.	1090.	1120.	1160.	1285.
1020.	1045.	1065.	1175.	1290.		1045.	1075.	1100.	1140.	1180.	1210.	1250.	1375.
820.	845.	865.	975.	1090.		845.	875.	900.	940.	980.	1010.	1050.	1175.
920.	945.	965.	1075.	1190.		945.	975.	1000.	1040.	1080.	1110.	1150.	1275.
1010.	1035.	1055.	1165.	1280.		1035.	1065.	1090.	1130.	1170.	1200.	1240.	1365.
830.	855.	875.	985.	1100.		855.	885.	910.	950.	990.	1020.	1060.	1185.
930.	955.	975.	1085.	1200.		955.	985.	1010.	1050.	1090.	1120.	1160.	1285.
1020.	1045.	1065.	1175.	1209.		1045.	1075.	1100.	1140.	1180.	1210.	1250.	1375.
420.	440.	455.	540.	625.		440.	465.	480.	510.	540.	565.	595.	690.
330.	350.	365.	450.	535.		350.	375.	390.	420.	450.	475.	505.	600.
460.	480.	495.	580.	665.		480.	505.	520.	550.	580.	605.	635.	730.
610.	630.	645.	730.	815.		630.	655.	670.	700.	730.	755.	785.	880.

Backrest		Seat		COM		COL	
Upholstered Height	Upholstered Width	Height from floor	Upholstered Width	Upholstered Depth	HFES-100 Depth	Yards of 54" goods	Ft²
13½"	15¾"	23¾" - 34"	18½"	17½"	16"	1	16
13½"	15¾"	19" - 26¾"	18½"	17½"	16"	1	16
13½"	15¾"	23¾" - 34"	18½"	17½"	16"	1	16
n/a	n/a	19¼" - 27"	17¼"	17¼"	16"	1	16
n/a	n/a	16¼" - 21½"	17¼"	17¼"	n/a	¾	12
n/a	n/a	22" - 29¼"	17¼"	17¼"	n/a	¾	12
n/a	n/a	24" - 34¾"	17¼"	17¼"	n/a	¾	12

**Control Description**

Choose one for every chair other than guest chair. Price included on the previous page.



**PB PostureBack™**

Adjustment features include:

- Free floating, tension adjustable rocking backrest that can be locked into 8 different positions.
- Seat is fixed at 8° and backrest moves through 23° (89° to 112°).
- Backrest height adjusts 4 inches into 11 different positions using an intuitive, visible lever.
- Seat height adjusts pneumatically.



**ST SingleTouch™**

Adjustment features include:

- Independent adjustment of seat and backrest angles in one convenient lever.
- Seat adjusts 12° (0° to -12°) and backrest adjusts 27° (89° to 116°).
- Backrest height adjusts 4 inches into 11 different positions using an intuitive, visible lever.
- Seat height adjusts pneumatically.



**SX SynchroExec™**

Adjustment features include:


- The entire chair rocks in a synchronized free-float mode.
- Adjustable tension and lockable in 8 different positions.
- Backrest reclines 31° (89° to 120°) while the seat reclines 10° (0° to -10°).
- The seat to backrest angle is independently adjustable 16° for fine tuning upright posture.
- Backrest height adjusts 4 inches into 11 different positions using an intuitive, visible lever.
- Seat height adjusts pneumatically.

**Custom Fit Options**

Choose as many as desired. Add option code(s) after model number. Add cost of options to chair price.



**AB \$25**  
Polished aluminum base.



**FT\_ \$10**  
Forward Initial Tilt.  
FT08 (+2.3°)  
FT12 (+3.4°)  
FT16 (+4.6°)  
FT20 (+5.7°)




**AL \$145**  
Air lumbar; inflatable lumbar bolster.



**HR \$275**  
Headrest; adjusts 6" in height and 2½" in depth, dual pivot angle adjustment.



**AN CAT 8**  
Antistatic; See page 49 for pricing.



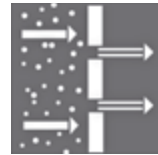
**LS \$110**  
Longer seat; 18½" w x 21"d.



**CF \$125**  
Cal Fire; TB 133.



**MC \$40**  
Medium seat height; 19" - 26¾". Standard on model 165.



**CR**  
Cleanroom Class 1; See page 49 for pricing.



**NC \$35**  
Nano seat height; 13¾" - 16".




**EB \$45**  
Extended back; Upgrade back size to the next size up. For 163, 164, 165 & 166 models.




**PS \$80**  
Petite seat; 16" w x 16"d.



**EC \$25**  
Extremely low cylinder; seat height range of 15¾" - 19¾".



**RT\_ \$10**  
Rear Initial Tilt.  
RT08 (-2.3°)  
RT12 (-3.4°)  
RT16 (-4.6°)  
RT20 (-5.7°)



**ES \$45**  
Extended width seat; 20" w x 18½" d. Standard on model 173.



**SR \$300**  
Standing; 21" diameter for continual ingress and egress.  
**SR \$210**  
For models 164 & 165.



**FR \$90**  
Footring; for models 161, 163 & 173.



**SS \$90**  
Sliding seat; 2½" in six positions. Lever on left side. Spring return.

**Custom Fit Options Cont'd**

**Caster Options**


Add option code. 60mm carpet casters are standard.



**TC \$50**  
Tall Cylinder; range of 23¾" - 34". Standard on 164 & 166.



**6C N/C**  
60mm casters; for enhanced mobility. Now standard.



**TH \$145**  
Inflatable thoracic bolster.



**PC \$30**  
60mm parquet floor casters; soft tread for wood or vinyl floor.



**TS \$80**  
Tailbone seat; cut-out for coccyx relief.



**BC \$15**  
60mm braking safety casters; locks when unoccupied.



**UB \$85**  
Upholstered backrest shell; add 1yd COM. Not available in vinyl or leather.



**BP \$45**  
60mm braking parquet safety casters; locks when unoccupied.




**VS \$60**  
ViscoElastic seat foam; for enhanced leg circulation.



**GL N/C**  
60mm glides; replace casters.



**WS \$50**  
Work seat; 18½" w x 14½" h.



**XS \$350**  
Extended Standing; 24" diameter.  
**XU \$260**  
Upgrade for models 064 & 065.



**ZZ**  
Custom options. For custom options and pricing, please call customer service.

**Armrest Options**

Choose one if desired. Add armrest code as final code to model number. Add cost to chair price.



**+1A \$165**  
Adjustment features include:  
• Arm height adjusts 4" into 10 different positions.  
• Arm width adjusts 2" per side into 6 different positions.  
• Arm caps rotate 360° by simply lifting and turning to desired position.  
• Arm caps are 10" long x 4" wide, sculpted urethane, resilient yet mar proof.  
• Field installable.




**+1N \$165**  
Adjustment features include:  
• Arm caps DO NOT rotate.  
• Arm height adjusts 4" into 10 different positions.  
• Arm width adjusts 2" per side into 6 different positions.  
• Arm caps are 10" long x 4" wide, sculpted urethane, resilient yet mar proof.  
• Field installable.




**+1M \$240**  
Adjustment features include:  
• Arm caps are 10½" long x 5½" wide, extra soft memory foam.  
• Arm height adjusts 4" into 10 different positions.  
• Arm width adjusts 2" per side into 6 different positions.  
• Arm caps rotate 360° by simply lifting and turning to desired position.  
• Field installable.



**+7K \$135**  
Adjustment features include:  
• Angled arm uprights for aesthetics.  
• Arm height adjusts 4" into 10 different positions.  
• Arm width adjusts 2" per side into 6 different positions.  
• Arm caps are 10½" long x 4" wide, sculpted urethane, resilient yet mar proof.  
• Field installable.





**+6K \$165**  
Adjustment features include:  
• Arms swing back and out of the way.  
• Arm height adjusts 3" into 6 different positions.  
• Arm caps are 10½" long x 4" wide, sculpted urethane, resilient yet mar proof.  
• Field installable.



**+3N \$75**  
Arm features include:  
• Black nylon.  
• Fixed C-arm.  
• Field installable.

**+3P \$190**  
Arm features include:  
• Polished aluminum finish.  
• Fixed C-arm.  
• Field installable.




Purpose	Configuration	Function	Model
 Executive/Conference	Mid Back with Arms	XtremeDuty Control	348 XD
<i>*Shown with optional AA, AB and US options.</i>			
 Executive	High Back with Arms	XtremeDuty Control	349 XD
<i>*Shown with optional AA, AB and US options.</i>			

Dimensions

Model	Overall			
	Height	Depth	Width	Base Diameter
348	37¼" - 41¾"	25¼"	24¼"	27"
349	43½" - 48"	25¼"	24¼"	27"

Control Description

XtremeDuty control is standard on the Allegra.




**XD XtremeDuty™**

Adjustment features include:

- Best choice for heavy duty applications and users over 300 lbs.
- The seat and back recline together in a smooth rocking motion.
- Tension adjustable.
- Lockable in a firm upright position.
- "Knee-tilt" pivot minimizes feet lifting off the floor as the chair reclines.
- Seat height adjusts pneumatically.

Custom Fit Options

Choose as many as desired. Add option code(s) after model number.



**AB** \$25  
Polished aluminum base; high arched.



**NB** -\$25  
Nylon base; replaces base with metal structure.



**CF** \$275  
Cal Fire; TB 133



**JB** \$190  
Jury base; auto memory return, non-height adjustable seat.

Standard Sitmatic Fabrics					Mill Fabrics							
Cat 2	Cat 3 COM	Cat 4	Cat 5	Cat 6 Leather	M1	M2	M3	M4	M5	M6	M7	M8
1375.	1450.	1510.	1840.	2185.	1450.	1540.	1615.	1735.	1855.	1945.	2065.	2440.
1475.	1570.	1645.	2060.	2490.	1570.	1685.	1775.	1925.	2075.	2190.	2340.	2810.

Backrest	Seat		COM			COL	
Upholstered Height	Upholstered Width	Height from floor	Upholstered Width	Upholstered Depth	HFES-100 Depth	Yards of 54" goods	Ft²
18½"	20"	18" - 22½"	21"	18½"	17¼"	3	47
24¾"	20"	18" - 22½"	21"	18½"	17¼"	3¾	59

Caster Options

Add option code. 60mm carpet casters are standard.



**6C** N/C  
60mm casters; for enhanced mobility. Now standard.



**GL** N/C  
60mm glides; replace casters.



**PC** \$30  
60mm parquet floor casters; soft tread for wood or vinyl floor.



**BP** \$45  
60mm braking parquet safety casters; locks when unoccupied.



**BC** \$15  
60mm braking safety casters; locks when unoccupied.

Armrest Options





Black finished armrests standard. Add as final code to model.



**+AA** \$35  
Polished aluminum armrest; inset of mar-proof, resilient urethane.



**+US** \$60  
Upholstered inset strip. *\*(shown with AA option)*

Purpose	Configuration	Function	Model
	21" Wide Seat, Armless	SynchroLock Control	381 SL
	21" Wide Seat w/ Arms	SynchroLock Control	381 SL +1N
<i>*Shown with optional +1N Arms.</i>			
	24" Wide Seat, Armless	SynchroLock Control	391 SL
	24" Wide Seat w/ Arms	SynchroLock Control	391 SL +1N
<i>*Shown with optional +1N Arms.</i>			
	24" Wide Seat, Armless	XtremeDuty Control	394 XD
	24" Wide Seat w/ Arms	XtremeDuty Control	394 XD +1N
<i>*Shown with optional +1N Arms.</i>			
	24" Wide Seat, Armless	XtremeDuty Control	395 XD
	24" Wide Seat w/ Arms	XtremeDuty Control	395 XD +1N
<i>*Shown with optional +1N Arms.</i>			
Specialty Seating	Custom Bariatric Chair	Call Customer Service for pricing.	

Dimensions

Model	Overall					
	Height	Depth	Width Armless	Width +1A, +1N Arms	Width +1M Arms	Base Diameter
381	43" - 47½"	24½"	21"	25" - 29"	23½" - 27½"	28"
391	43" - 47½"	25¾"	24"	28" - 32"	26½" - 30½"	28"
394	52½" - 62½"	25¾"	24"	28" - 32"	26½" - 30½"	30"
395	47¾" - 55½"	25¾"	24"	28" - 32"	26½" - 30½"	30"

Standard Sitmatic Fabrics				Mill Fabrics								
Cat 2	Cat 3 COM	Cat 4	Cat 5	Cat 6 Leather	M1	M2	M3	M4	M5	M6	M7	M8
1125.	1200.	1260.	1590.	1935.	1200.	1290.	1365.	1485.	1605.	1695.	1815.	2190.
1290.	1365.	1425.	1755.	2100.	1365.	1455.	1530.	1650.	1770.	1860.	1980.	2355.
1205.	1305.	1385.	1825.	2285.	1305.	1425.	1525.	1685.	1845.	1965.	2125.	2625.
1370.	1470.	1550.	1990.	2450.	1470.	1590.	1690.	1850.	2010.	2130.	2290.	2790.
2300.	2400.	2480.	2920.	3380.	2400.	2520.	2620.	2820.	2940.	3060.	3220.	3720.
2465.	2565.	2645.	3085.	3545.	2565.	2685.	2785.	2985.	3105.	3225.	3385.	3885.
2290.	2390.	2470.	2860.	3320.	2340.	2460.	2560.	2720.	2880.	3000.	3160.	3660.
2455.	2555.	2635.	3025.	3485.	2505.	2625.	2725.	2885.	3045.	3165.	3325.	3825.

Backrest		Seat			COM	COL
Upholstered Height	Upholstered Width	Height from floor	Upholstered Width	Upholstered Depth	HFES-100 Depth	Yards of 54" goods Ft²
22¾"	19½"	16" - 20½"	21"	21"	17¼"	3 47
22¾"	22½"	16" - 20½"	24"	23¾"	18½"	4 62
22¾"	22½"	25½" - 35½"	24"	23¾"	18½"	4 62
22¾"	22½"	20¾" - 28½"	24"	23¾"	18½"	4 62

Control Description

Choose one for every chair. Price included on the previous page.



**SL SynchroLock™**

Adjustment features include:

- The entire chair rocks in a synchronized free-float mode; backrest reclines 21° (90° to 111°) while the seat reclines 11° (0° to -11°).
- Tension adjustable.
- Lockable in 6 different positions.
- 2 additional rocking ranges, limiting the forward travel by 2½° and 5°.
- Backrest height adjusts 6 inches into 27 different positions using an intuitive, visible lever.
- Seat height adjusts pneumatically.



**XD XtremeDuty™**

Adjustment features include:

- The entire chair rocks in a synchronized free-float mode; backrest reclines 16° (90° to 106°) while the seat reclines 8° (0° to -8°).
- Tension adjustment with upright tilt lock.
- Seat adjusts 12° (0° to -12°) and backrest adjusts 27° (89° to 116°).
- Backrest height adjusts 6 inches into 27 different positions using an intuitive, visible lever.
- Seat height adjusts pneumatically.

\*Not compatible with (SS) Sliding Seat.

Custom Fit Options

Choose as many as desired. Add option code(s) after model number. Add cost of options to chair price.



**AL \$155**  
Air lumbar; inflatable lumbar bolster.




**MC \$45**  
Medium seat height; 19" - 26¾". Must be used with XB base.




**AN CAT 8**  
Antistatic; See page 50 for pricing.



**NC \$35**  
Nano seat height; 13¼" - 16".



**BA \$55**  
Independent backrest angle adjustment; available only on SL control.



**SS \$90**  
Sliding seat; 2" in 5 positions. Lever on left side. Spring return. Not available with XD control.



**CF \$235**  
Cal Fire; TB 133.



**TS \$80**  
Tailbone seat; cut-out for coccyx relief.



**HR \$275**  
Headrest; adjusts 6" in height and 2½" in depth, dual pivot angle adjustment.



**VS \$100**  
ViscoElastic seat foam; (memory foam) for enhanced leg circulation.

Caster Options

Add option code. Carpet casters are standard.



**XC \$80**  
Extended seat height; seat height range of 16¾" - 24¼".



**XJ \$320**  
Extended J-bar; extends seat depth 2½". Must be used with XB base.



**XB \$270**  
Extended steel base, 30" diameter.



**ZZ**  
Custom options. For custom options and pricing, please call customer service.

Caster Options

Add option code. 60mm carpet casters are standard.



**6C N/C**  
60mm casters; for enhanced mobility. Now standard.



**PC \$30**  
60mm parquet floor casters; soft tread for wood or vinyl floor.



**BC \$15**  
60mm braking safety casters; locks when unoccupied.



**BP \$45**  
60mm braking parquet safety casters; locks when unoccupied.



**GL N/C**  
60mm glides; replace casters.



**ZC \$250**  
Zinc casters; 400+ lbs. users or rough floors.

Armrest Options

Choose one if desired. Add armrest code as final code to model number. Add cost to chair price.



**+1A \$165**  
Adjustment features include:  
• Arm height adjusts 4" into 10 different positions.  
• Arm width adjusts 2" per side into 6 different positions.  
• Arm caps rotate 360° by simply lifting and turning to desired position.  
• Arm caps are 10" long x 4" wide, sculpted urethane, resilient yet mar proof.  
• Field installable.








**+1N \$165**  
Adjustment features include:  
• Arm caps DO NOT rotate.  
• Arm height adjusts 4" into 10 different positions.  
• Arm width adjusts 2" per side into 6 different positions.  
• Arm caps are 10" long x 4" wide, sculpted urethane, resilient yet mar proof.  
• Field installable.



**+1M \$240**  
Adjustment features include:  
• Arm caps are 10½" long x 5½" wide, extra soft memory foam.  
• Arm height adjusts 4" into 10 different positions.  
• Arm width adjusts 2" per side into 6 different positions.  
• Arm caps rotate 360° by simply lifting and turning to desired position.  
• Field installable.



**+7K \$135**  
Adjustment features include:  
• Angled arm uprights for aesthetics.  
• Arm height adjusts 4" into 10 different positions.  
• Arm width adjusts 2" per side into 6 different positions.  
• Arm caps are 10½" long x 4" wide, sculpted urethane, resilient yet mar proof.  
• Field installable.

Purpose	Configuration	Function	Model
	Low Back, 20" Wide, Armless	EZ-Tilt Control	383 EZ
		XtremeDuty Control	383 XD
	Low Back, 23" Wide, Armless	EZ-Tilt Control	393 EZ
		XtremeDuty Control	393 XD
	Mid Back, 20" Wide w/ Arms	EZ-Tilt Control	388 EZ
		XtremeDuty Control	388 XD
	Mid Back, 23" Wide w/ Arms	EZ-Tilt Control	398 EZ
		XtremeDuty Control	398 XD
<i>*Standard with Arms.</i>			
	High Back, 20" Wide with Arms	EZ-Tilt Control	389 EZ
		XtremeDuty Control	389 XD
	High Back, 23" Wide with Arms	EZ-Tilt Control	399 EZ
		XtremeDuty Control	399 XD
<i>*Standard with Arms.</i>			
	Low Back, 20" Wide, Armless	Breuer (Cantilever)	382 BB
	Low Back, 23" Wide, Armless	Breuer (Cantilever)	392 BB
	Low Back, 20" Wide w/ Arms	EZ-Tilt Control, Jury Base	388 EZ JB
		XtremeDuty Control, Jury Base	388 XD JB
	Low Back, 23" Wide w/ Arms	EZ-Tilt Control, Jury Base	398 EZ JB
		XtremeDuty Control, Jury Base	398 XD JB
<i>*Concrete/wood anchors not included.</i>			

Dimensions

Model	Overall				
	Height	Depth	Width Armless	Width Arms	Base Diameter
383	34¾" - 39¼"	24¾"	20"	24"	28"
388	37¾" - 42¼"	24¾"	n/a	24"	28"
389	43¾" - 48¼"	24¾"	n/a	24"	28"
382	35¼"	25"	20"	24"	23¼" w x 23"d
393	34¾" - 39¼"	26"	23"	27"	28"
398	37¾" - 42¼"	26"	n/a	27"	28"
399	43¾" - 48¼"	26"	n/a	27"	28"
392	35¼"	26¼"	23"	27"	23¼" w x 23"d

Standard Sitmatic Fabrics					Mill Fabrics							
Cat 2	Cat 3 COM	Cat 4	Cat 5	Cat 6 Leather	M1	M2	M3	M4	M5	M6	M7	M8
780.	830.	870.	1090.	1320.	830.	890.	940.	1020.	1100.	1160.	1240.	1490.
895.	945.	985.	1205.	1435.	945.	1005.	1055.	1135.	1215.	1275.	1355.	1605.
830.	925.	1000.	1415.	1845.	925.	1040.	1130.	1280.	1430.	1545.	1695.	2165.
945.	1040.	1115.	1530.	1960.	1040.	1155.	1245.	1395.	1545.	1660.	1810.	2280.
985.	1045.	1090.	1335.	1595.	1045.	1110.	1165.	1255.	1345.	1415.	1505.	1785.
1100.	1160.	1205.	1450.	1710.	1160.	1225.	1280.	1370.	1460.	1530.	1620.	1900.
1035.	1125.	1195.	1580.	1980.	1125.	1230.	1315.	1455.	1595.	1700.	1840.	2280.
1150.	1240.	1310.	1695.	2095.	1240.	1345.	1430.	1570.	1710.	1815.	1955.	2395.
1020.	1090.	1145.	1450.	1765.	1090.	1175.	1240.	1350.	1460.	1545.	1655.	2000.
1135.	1205.	1260.	1565.	1880.	1205.	1290.	1355.	1465.	1575.	1660.	1770.	2115.
1070.	1165.	1240.	1655.	2085.	1165.	1280.	1370.	1520.	1670.	1785.	1935.	2405.
1185.	1280.	1355.	1770.	2200.	1280.	1395.	1485.	1635.	1785.	1900.	2050.	2520.
640.	690.	730.	950.	1180.	690.	750.	800.	880.	960.	1020.	1100.	1350.
720.	805.	870.	1225.	1600.	805.	900.	980.	1110.	1240.	1340.	1470.	1875.
1175.	1235.	1280.	1525.	1785.	1235.	1300.	1355.	1445.	1535.	1605.	1695.	1975.
1290.	1350.	1395.	1640.	1900.	1350.	1415.	1470.	1560.	1650.	1720.	1810.	2090.
1225.	1315.	1385.	1770.	2170.	1315.	1420.	1505.	1645.	1785.	1890.	2030.	2470.
1340.	1430.	1500.	1885.	2285.	1430.	1535.	1620.	1760.	1900.	2005.	2145.	2585.

Backrest		Seat			COM	COL	
Upholstered Height	Upholstered Width	Height from floor	Upholstered Width	Upholstered Depth	HFES-100 Depth	Yards of 54" goods	Ft²
18¾"	20"	17½" - 22"	20"	18¼"	17¼"	2	31
21¾"	20"	17½" - 22"	20"	18¼"	17¼"	2½	34
27¾"	20"	17½" - 22"	20"	18¼"	17¼"	2¾	41
18¾"	20"	18½"	20"	18¼"	17¼"	2	31
18¾"	23"	17½" - 22"	23"	19½"	18½"	3¼	50
21¾"	23"	17½" - 22"	23"	19½"	18½"	3½	54
27¾"	23"	17½" - 22"	23"	19½"	18½"	3¾	59
18¾"	23"	18½"	23"	19½"	18½"	3¼	50

**Control Description**

Choose one for every chair other than guest chair. Price included on the previous page.



**EZ EZ-Tilt™**

Adjustment features include:

- The seat and back recline together in a smooth rocking motion.
- Tension adjustable.
- Lockable in a firm upright position.
- “Knee-tilt” pivot minimizes feet lifting off the floor as the chair reclines.
- Seat height adjusts pneumatically.



**XD XtremeDuty™**

Best choice for heavy duty applications and users over 350 lbs. Adjustment features include:

- The seat and back recline together in a smooth rocking motion.
- Tension adjustable.
- Lockable in a firm upright position.
- “Knee-tilt” pivot minimizes feet lifting off the floor as the chair reclines.
- Seat height adjusts pneumatically.

**Custom Fit Options**

Choose as many as desired. Add option code(s) after model number. Add cost of options to chair price.



**CF**

Cal Fire; TB 133.

**\$235**



**XC**

Extended seat height; seat height range of 16¾” - 24¼”.

**\$80**



**NC**

Nano seat height; 13¼” - 16”.

**\$35**



**ZZ**

Custom options. For custom options and pricing, please call customer service.

**Caster Options**

Add option code. 60mm carpet casters are standard.



**6C**

60mm casters; for enhanced mobility. Now standard.

**N/C**



**BP**

60mm braking parquet safety casters; locks when unoccupied.

**\$45**



**PC**

60mm parquet floor casters; soft tread for wood or vinyl floor.

**\$30**



**GL**

60mm glides; replace casters.

**N/C**



**BC**

60mm braking safety casters; locks when unoccupied.

**\$15**



**ZC**

Zinc casters; 400+ lbs. users or rough floors.

**\$250**

**Armrest Options**

Choose one if desired. Add armrest code as final code to model number. Add cost to chair price.






**+4**

Arm features include:

- Fixed, aluminum loop arm.
  - Inset strips are mar-proof, resilient urethane.
  - Field installable.
- \* Only for models 382, 383, 392 & 393. All other models have loop arms as standard and cannot be specified armless.*

**\$110**


	Purpose	Configuration	Function	Model
	Desk Chair	Mid Back w/ Arms	Advanced Synchron Control	418 SY
	Desk Chair	High Back w/ Arms	Advanced Synchron Control	419 SY
			<i>*Ships with XA base.</i>	
	Desk Chair	High Back w/ CU Arms	Advanced Synchron Control	419 SY CU
			<i>*Shown with optional CU Arms. Ships with XA base.</i>	

Dimensions

Model	Overall			
	Height	Depth	Width +7B, CP, CU Arms	Base Diameter
418	41½" - 49½"	23¾"	26" - 30"	26"
419	44½" - 52¼"	25½"	27½" - 31¼"	30"

Control Description

Advanced Synchron control is standard on the Posh Ergonomic Executive.



**SY Advanced Synchron**

Adjustment features include:

- The entire chair rocks in a synchronized free-float mode; backrest reclines 20° (90° to 110°) while the seat reclines 9° (0° to -9°).
- Seat to backrest angle is independently adjustable 10° for fine tuning upright posture.
- Tension adjustable.
- Lockable in 6 different positions.
- Backrest height adjusts 4 inches into 11 different positions using a ratchet; simply lift and click into place.
- Inflatable air lumbar bolster.
- Seat depth adjusts 2½" in 6 positions.
- Seat height adjusts pneumatically.

Custom Fit Options

Choose as many as desired. Add option code(s) after model number.



**AB \$25**  
Polished aluminum base; high arched.



**XA \$65**  
Extended aluminum base; 28" diameter.



**CF \$280**  
Cal Fire; TB 133.



**MC \$80**  
Medium seat height; seat height range of 20¾" - 28½". Must use with XA base.



**NC \$35**  
Nano seat height; 13¼" - 16". Must use with XA base.

Standard Sitmatic Fabrics						Mill Fabrics							
Cat 2	Cat 3 COM	Cat 4	Cat 5	Cat 6 Leather		M1	M2	M3	M4	M5	M6	M7	M8
1500.	1575.	1635.	1965.	2310		1575.	1665.	1740.	1860.	1980.	2070.	2190.	2565.
1675.	1765.	1835.	2220.	2620.		1765.	1870.	1955.	2095.	2235.	2340.	2480.	2920.
2050.	2140.	2210.	2595.	2995.		2140.	2245.	2330.	2470.	2610.	2715.	2855.	3295.

Backrest	Seat		COM			COL	
Upholstered Height	Upholstered Width	Height from floor	Upholstered Width	Upholstered Depth	HFES-100 Depth	Yards of 54" goods	Ft²
27"	19½"	17" - 23"	20"	19½"	16"	3	47
32"	21½"	17" - 23"	21"	20½"	17"	3½	59

Caster Options

Add option code. 60mm carpet casters are standard.



**6C N/C**  
60mm casters; for enhanced mobility. Now standard.



**BP \$45**  
60mm braking parquet safety casters; locks when unoccupied.



**PC \$30**  
60mm parquet floor casters; soft tread for wood or vinyl floor.



**GL N/C**  
60mm glides; replace casters.



**BC \$15**  
60mm braking safety casters; locks when unoccupied.




**ZC \$250**  
Zinc casters; 400+ lbs. users or rough floors.

Armrest Options




Replaces standard adjustable arms. Add as final code to model. Add additional ¾ yd. for COM.



**+CP \$320**  
Arm features include:  
• Upholstered, panel arms.  
• Polyurethane arm caps.  
• Arms adjust in height 3" into 9 different positions.  
• Field installable.



**+CU \$375**  
Arm features include:  
• Upholstered, panel arms.  
• Upholstered arm caps.  
• Arms adjust in height 3" into 9 different positions.  
• Field installable.

	Purpose	Configuration	Function	Model
	Conference	Mid Back with Arms	Conference Tilt Control	428 CT
			EZ-Tilt Control	428 EZ
	Executive	High Back with Arms	EZ-Tilt Control	429 EZ
	Guest	Mid Back with Arms	Breuer (Cantilever)	422 BB

Dimensions

Model	Overall			
	Height	Depth	Width	Base Diameter
428	37" - 42"	27"	24¾"	26"
429	44¼" - 49¼"	28½"	26¼"	26"
422	35¾"	28"	25½"	25½" w x 28" d

Control Description

Choose one for every chair other than guest chair. Price included above.



**CT ConferenceTilt™**

Adjustment features include:

- The seat and back recline together in a smooth rocking motion.
- Tension adjustable.
- Lockable in a firm upright position.
- Seat height adjusts pneumatically.



**EZ EZ-Tilt™**

Adjustment features include:

- "Knee-tilt" pivot minimizes feet lifting off the floor as the chair reclines.
- The seat and back recline together in a smooth rocking motion.
- Tension adjustable, dual coil spring.
- Lockable in a firm upright position.
- Seat height adjusts pneumatically.

Custom Fit Options

Choose as many as desired. Add option code(s) after model number.



**AB \$25**  
Polished aluminum base; high arched.



**NB -\$25**  
Nylon base; replaces aluminum base.



**CF \$280**  
Cal Fire; TB 133.



**JB \$190**  
Jury base; auto memory return, non-height adjustable seat.

Standard Sitmatic Fabrics						Mill Fabrics							
Cat 2	Cat 3 COM	Cat 4	Cat 5	Cat 6 Leather		M1	M2	M3	M4	M5	M6	M7	M8
825.	895.	950.	1255.	1570.		895.	980.	1045.	1155.	1265.	1350.	1460.	1805.
960.	1030.	1085.	1390.	1705.		1030.	1115.	1180.	1290.	1400.	1485.	1595.	1940.
1100.	1200.	1280.	1720.	2180.		1200.	1320.	1420.	1580.	1740.	1860.	2020.	2520.
680.	750.	805.	1110.	1425.		750.	835.	900.	1010.	1120.	1205.	1315.	1660.

Backrest		Seat		COM		COL	
Upholstered Height	Upholstered Width	Height from floor	Upholstered Width	Upholstered Depth	HFES-100 Depth	Yards of 54" goods	Ft²
21¼"	19½"	18" - 23"	19½"	19½"	18"	2¾	50
29"	21½"	18" - 23"	21½"	20½"	19"	3½	59
21¼"	19½"	18"	19½"	19½"	18"	2¾	50

Caster Options

Add option code. 60mm carpet casters are standard.



**6C N/C**  
60mm casters; for enhanced mobility. Now standard.



**BP \$45**  
60mm braking parquet safety casters; locks when unoccupied.



**PC \$30**  
60mm parquet floor casters; soft tread for wood or vinyl floor.




**GL N/C**  
60mm glides; replace casters.




**BC \$15**  
60mm braking safety casters; locks when unoccupied.

Armrest Options




Black finished armrests standard. Add as final code to model.



**+AA \$35**  
Polished aluminum armrest; inset of mar-proof, resilient urethane.



**+US \$60**  
Upholstered inset strip. \*(shown with AA option)


	Purpose	Configuration	Function	Model
	Beam Seating	2 Positions; Seats Only, Armless	Beam Mounted, Freestanding	4202
		2 Positions; 1 Chair, 1 Table, Armless	Beam Mounted, Freestanding	4202 (LT or RT)
<i>*Shown with optional shared arms.</i>				
	Beam Seating	3 Positions; Seats Only, Armless	Beam Mounted, Freestanding	4203
		3 Positions; 2 Chairs, 1 Table, Armless	Beam Mounted, Freestanding	4203 (LT, MT or RT)
<i>*Shown with optional shared arms.</i>				
	Jury Seating	Mid Back, Auto-Return Seat, with Arms	Conference Tilt Control	428 CT JB
			EZ-Tilt Control	428 EZ JB
<i>*Concrete/wood anchors not included.</i>				

Dimensions

Model	Overall				Base Dimensions
	Height	Depth	Width		
4202	35¾"	29½"	45½"		41¾" w - 26½" d
4203	35¾"	29½"	68¼"		62¾" w - 26½" d
428	37" - 42"	27"	24¾"	8"	

Posh Jury Chair Control Description

Choose one for every jury base chair. Price included above.



**CT ConferenceTilt™**

Adjustment features include:

- The seat and back recline together in a smooth rocking motion.
- Tension adjustable.
- Lockable in a firm upright position.
- Seat height adjusts pneumatically.




**EZ-Tilt™**

Adjustment features include:


- The seat and back recline together in a smooth rocking motion.
- Tension adjustable.
- Lockable in a firm upright position.
- "Knee-tilt" pivot minimizes feet lifting off the floor as the chair reclines.
- Seat height adjusts pneumatically.

Posh Jury Options

Choose as many as desired. Add option code(s) after model number.



**AH \$145**  
Auto-height return; adjustable height.



**+AA \$35**  
Polished aluminum arms; urethane inset strip.



**CF \$280**  
Cal Fire; TB 133 for Posh Jury chair.



**+US \$60**  
Upholstered inset strip. *\*(shown with AA option)*

Standard Sitmatic Fabrics						Mill Fabrics							
Cat 2	Cat 3 COM	Cat 4	Cat 5	Cat 6 Leather		M1	M2	M3	M4	M5	M6	M7	M8
1700.	1840.	1950.	2555.	3185.		1840.	2005.	2140.	2360.	2580.	2745.	2965.	3655.
1245.	1315.	1370.	1670.	1990.		1315.	1400.	1465.	1575.	1685.	1770.	1880.	2225.
<hr/>													
2325.	2535.	2700.	3605.	4555.		2535.	2780.	2985.	3315.	3645.	3895.	4225.	5255.
1945.	2085.	2195.	2800.	3430.		2085.	2250.	2385.	2605.	2825.	2990.	3210.	3900.
<hr/>													
1015.	1085.	1140.	1445.	1790.		1085.	1170.	1235.	1345.	1455.	1540.	1650.	1995.
1150.	1220.	1275.	1580.	1895.		1220.	1305.	1370.	1480.	1590.	1675.	1785.	2130.

Backrest		Seat			COM		COL
Upholstered Height	Upholstered Width	Height from floor	Upholstered Width	Upholstered Depth	HFES-100 Depth	Yards of 54" goods	Ft²
21¼"	19½"	18"	19½"	18"	18"	5½	82
21¼"	19½"	18"	19½"	18"	18"	8¼	127
21¼"	19½"	18" - 23"	19½"	19½"	18"	2¾	41

Posh Beam Options

Add option code and price for each.



**BL \$50**  
Beam Link; links beams together for rows larger than 3 positions.



**TA \$220**  
Terminal Arms; black epoxy with urethane inset. Two end arms.



**CF \$560**  
Cal Fire; TB 133 for 2-position beam.  
**CF \$840**  
Cal Fire; TB 133 for 3-position beam.




**LT Price above**  
Left Table.  
**MT Price above**  
Middle Table.  
**RT Price above**  
Right Table.



**MA \$110**  
Mid Arm; no terminal arms; 2-Position.  
**MA \$220**  
Mid Arms; no terminal arms; 3-Position.

Posh Beam Armrest Options

Choose one and add as final code to model number.



**+SA \$330**  
Shared armrests; black aluminum with urethane inset strip for 2-position beams.






**+SA \$440**  
Shared armrests; black aluminum with urethane inset strip for 3-position beams.



**+DA \$440**  
Dedicated armrests; black aluminum with urethane inset strip for 2-position beams.

**+DA \$660**  
Dedicated armrests; black aluminum with urethane inset strip for 3-position beams.



Purpose	Configuration	Function	Model
	Desk Chair	Low Back, 19"wide, Armless	Basic Synchron Control 511 SB
		Low Back, 19"wide, Armless	Advanced Synchron Control 511 SY
		Low Back, 21"wide, Armless	Basic Synchron Control 512 SB
		Low Back, 21"wide, Armless	Advanced Synchron Control 512 SY
		Low Back, 23"wide, Armless	Basic Synchron Control 513 SB
	<i>*Shown with optional +6K arms.</i>	Low Back, 23"wide, Armless	Advanced Synchron Control 513 SY
	Desk Chair	Mid Back, 19"wide, Armless	Basic Synchron Control 521 SB
		Mid Back, 19"wide, Armless	Advanced Synchron Control 521 SY
		Mid Back, 21"wide, Armless	Basic Synchron Control 522 SB
		Mid Back, 21"wide, Armless	Advanced Synchron Control 522 SY
		Mid Back, 23"wide, Armless	Basic Synchron Control 523 SB
	<i>*Shown with optional +7K arms.</i>	Mid Back, 23"wide, Armless	Advanced Synchron Control 523 SY
	Guest Chair	Mid Back, 21"wide with Arms	Breuer (Cantilever) 522 BB

Dimensions

Model	Overall				
	Height	Depth	Width Armless	Width +7K, +6K Arms	Base Diameter
511	34½" - 42"	24½"	19"	24¾" - 29"	26"
512	34½" - 42"	25½"	21"	26¾" - 31"	26"
513	34½" - 42"	26½"	23"	28¾" - 33"	26"
521	38½" - 46"	24½"	19"	24¾" - 29"	26"
522	38½" - 46"	25½"	21"	26¾" - 31"	26"
523	38½" - 46"	26½"	23"	28¾" - 33"	26"
522 BB	35¾"	28"	n/a	25½"	25½"w x 28"d

Standard Sitmatic Fabrics					Mill Fabrics							
Cat 2	Cat 3 COM	Cat 4	Cat 5	Cat 6 Leather	M1	M2	M3	M4	M5	M6	M7	M8
785.	820.	845.	980.	1125.	820.	855.	885.	935.	985.	1025.	1075.	1230.
860.	895.	920.	1055.	1200.	895.	930.	960.	1010.	1060.	1100.	1150.	1305.
825.	860.	885.	1020.	1165.	860.	895.	925.	975.	1025.	1065.	1115.	1270.
900.	935.	960.	1095.	1240.	935.	970.	1000.	1050.	1100.	1140.	1190.	1345.
865.	900.	925.	1060.	1205.	900.	935.	965.	1015.	1065.	1105.	1155.	1310.
940.	975.	1000.	1135.	1280.	975.	1010.	1040.	1090.	1140.	1180.	1230.	1385.
810.	850.	880.	1045.	1215.	850.	895.	930.	990.	1050.	1095.	1155.	1345.
885.	925.	955.	1120.	1290.	925.	970.	1005.	1065.	1125.	1170.	1230.	1420.
850.	890.	920.	1085.	1255.	890.	935.	970.	1030.	1090.	1135.	1195.	1385.
925.	965.	995.	1160.	1330.	965.	1010.	1045.	1105.	1165.	1210.	1270.	1460.
890.	930.	960.	1125.	1295.	930.	975.	1010.	1070.	1130.	1175.	1235.	1425.
965.	1005.	1035.	1200.	1370.	1005.	1050.	1085.	1145.	1205.	1250.	1310.	1500.
645.	685.	715.	880.	1050.	685.	730.	765.	825.	885.	930.	990.	1180.

Backrest		Seat			COM	COL
Upholstered Height	Upholstered Width	Height from floor	Upholstered Width	Upholstered Depth	HFES-100 Depth	Yards of 54" goods Ft²
17"	17"	17½" - 22½"	19"	19"	16"	1¼ 19
17"	17"	17½" - 22½"	21"	20"	17"	1¼ 19
17"	17"	17½" - 22½"	23"	21"	18"	1¼ 19
21"	18"	17½" - 22½"	19"	19"	16"	1½ 27
21"	18"	17½" - 22½"	21"	20"	17"	1½ 27
21"	18"	17½" - 22½"	23"	21"	18"	1½ 27
21"	18"	18"	21"	20"	17"	1½ 27

**Control Description**

Choose one for every chair. Price included on the previous page.



**SB Basic Synchron**

Adjustment features include:

- The entire chair rocks in a synchronized free-float mode; backrest reclines 20° (90° to 110°) while the seat reclines 9° (0° to -9°).
- Tension adjustable.
- Lockable in 6 different positions.
- Backrest height adjusts 6 inches into 27 different positions using an intuitive, visible lever.
- Seat height adjusts pneumatically.



**SY Advanced Synchron**

Adjustment features include:

- Seat depth adjusts 2½" in 6 positions.
- Seat to backrest angle is independently adjustable 10° for fine tuning upright posture.
- The entire chair rocks in a synchronized free-float mode; backrest reclines 20° (90° to 110°) while the seat reclines 9° (0° to -9°).
- Tension adjustable.
- Lockable in 6 different positions.
- Backrest height adjusts 6 inches into 27 different positions using an intuitive, visible lever.
- Seat height adjusts pneumatically.

**Custom Fit Options**


Choose as many as desired. Add option code(s) after model number. Add cost of options to chair price.



**AB** \$25  
Polished aluminum base; high arched.



**NB** -\$25  
Nylon base; replaces aluminum base.




**BA** \$55  
Independent back angle adjustment; 10° for fine tuning. Standard on SY control.




**NC** \$35  
Nano seat height; 13¼" - 16". Must use with NB or XA.



**CF** \$125  
Cal Fire; TB 133.



**RT\_** \$10  
Rear initial tilt; RT08 (-2.3°) RT12 (-3.4°) RT16 (-4.6°) RT20 (-5.7°)



**FT\_** \$10  
Forward initial tilt; FT08 (+2.3°) FT12 (+3.4°) FT16 (+4.6°) FT20 (+5.7°)




**SS** \$55  
Sliding seat; 2½" in six positions. Standard on SY control.



**FR** \$90  
Footring.



**SR** \$300  
Standing; 21" diameter for continual ingress and egress.



**MC** \$40  
Medium seat height; 19" - 26¾".



**TC** \$50  
Tall Cylinder; range of 23¾" - 34".

**Custom Fit Options**

Choose as many as desired.



**TS** \$80  
Tailbone seat; cut-out for coccyx relief.



**UB** \$85  
Upholstered backrest shell. Not available in vinyl or leather. Add 1 yd for COM.



**VS** \$60  
ViscoElastic seat foam; for enhanced leg circulation.



**XA** \$65  
Extended aluminum base; 28" diameter. For use with MC and TC options.



**XC** \$80  
Extended seat height; 15¾" - 23¾". Must use with NB or XA.



**ZZ**  
Custom options. For custom options and pricing, please call customer service.

**Caster Options**

Add option code. 60mm carpet casters are standard.



**6C** N/C  
60mm casters; for enhanced mobility. Now standard.



**PC** \$30  
60mm parquet floor casters; soft tread for wood or vinyl floor.



**BC** \$15  
60mm braking safety casters; locks when unoccupied.



**BP** \$45  
60mm braking parquet safety casters; locks when unoccupied.



**GL** N/C  
60mm glides; replace casters.

**Armrest Options**


Black finished armrest with resilient urethane inset is standard. Add cost to chair price.



**+7K** \$135  
Adjustment features include:  
• Arm height adjusts 4" into 10 different positions.  
• Arm width adjusts 2" per side into 6 different positions.  
• Arm caps are 10½" long x 4" wide, sculpted urethane, resilient yet mar proof.  
• Field installable.




**+6K** \$165  
Adjustment features include:  
• Arm height adjusts 3" into 6 different positions.  
• Arms swing back and out of the way.  
• Arm caps are 10½" long x 4" wide, sculpted urethane, resilient yet mar proof.  
• Field installable.




**+1A** \$165  
Adjustment features include:  
• Arm height adjusts 4" into 10 different positions.  
• Arm width adjusts 2" per side into 6 different positions.  
• Arm caps rotate 360° by simply lifting and turning to desired position.  
• Arm caps are 10" long x 4" wide, sculpted urethane, resilient yet mar proof.  
• Field installable.




**+1M** \$240  
Adjustment features include:  
• Arm height adjusts 4" into 10 different positions.  
• Arm width adjusts 2" per side into 6 different positions.  
• Arm caps rotate 360° by simply lifting and turning to desired position.  
• Arm caps are 10½" long x 5½" wide, extra soft memory foam.  
• Field installable.





**+3N** \$75  
Arm features include:  
• Fixed C-arm.  
• Field installable.




**+3P** \$190  
Arm features include:  
• Fixed C-arm.  
• Polished aluminum.



**+5** \$75  
Arm features include:  
• Fixed loop arm.  
• Field installable.

Model	Cat 2	Cat 3 COM	Cat 4	Cat 5	Cat 6 Leather	M1	M2	M3	M4	M5	M6	M7	M8
 541 SY +7K Mid Back, 19" wide w/ Arms	1205.	1240.	1265.	1400.	1545.	1240.	1275.	1305.	1355.	1405.	1445.	1495.	1550.
542 SY +7K Mid Back, 21" wide w/ Arms	1245.	1285.	1315.	1480.	1650.	1285.	1330.	1365.	1425.	1485.	1530.	1590.	1780.
 552 SY +7K High Back, 21" wide w/ Arms	1245.	1285.	1315.	1480.	1650.	1285.	1330.	1365.	1425.	1485.	1530.	1590.	1780.
553 SY +7K High Back, 23" wide w/ Arms	1285.	1325.	1355.	1520.	1690.	1325.	1370.	1405.	1465.	1525.	1570.	1630.	1820.

Example of how to specify Posh Mesh:

	<b>552</b>	Posh Mesh with Large Seat
	<b>SY</b>	Advanced Synchron Control
	<b>AB</b>	Brushed Aluminum Base
	<b>+7K</b>	Height/Width Adjustable Arms
	<b>/44104</b>	Seat Fabric: Cat. 4 Solace Paprika
	<b>/151</b>	Mesh Color: Black
	<b>/66695</b>	Backrest Leather Color: Sable

\*Black mesh is standard if no selection is made.

\*Backrest always upholstered in leather. Black leather is standard if no selection is made.







See our Category 6 leather selections at [www.sitmatic.com/fabric-catalog/pieno-fiore/](http://www.sitmatic.com/fabric-catalog/pieno-fiore/)

Dimensions

Model	Overall			Backrest		Seat		COM		COL
	Height	Depth	Width	Upholstered Height	Upholstered Width	Height from floor	Upholstered Width	Upholstered Depth	Yards of 54" goods	Ft²
552 SY +7K	39½" - 48"	25½"	26¾" - 31"	39¾"	21½"	17½" - 22½"	21"	20"	1	16
553 SY +7K	39½" - 48"	25½"	28¾" - 33"	39¾"	21½"	17½" - 22½"	23"	21"	1	16

Mesh Colors



Black mesh is standard, other colors may increase lead times.

	<b>/151 Black</b>		<b>/152 Natural</b>
	<b>/153 Crimson</b>		<b>/154 Coffee</b>
	<b>/155 Silver</b>		<b>/156 Royal</b>

Custom Fit Options

Choose as many as desired. Add option code(s) after model number. Add cost of options to chair price.

	<b>AB</b>	<b>\$25</b>		<b>6C</b>	<b>N/C</b>
Polished aluminum base; high arched.			60mm casters; for enhanced mobility. Now standard.		
	<b>NB</b>	<b>-\$25</b>		<b>PC</b>	<b>\$30</b>
Nylon base; replaces aluminum base.			60mm parquet floor casters; soft tread for wood or vinyl floor.		
	<b>VS</b>	<b>\$60</b>		<b>ZZ</b>	
ViscoElastic seat foam; for enhanced leg circulation.			Custom options. For custom options and pricing, please call customer service.		

Model	Standard Sitmatic Fabrics						Mill Fabrics								
	Wood /107	Cat 2	Cat 3 COM	Cat 4	Cat 5	Cat 6 Leather	M1	M2	M3	M4	M5	M6	M7	M8	
	902	520.	520.	555.	580.	715.	860.	555.	590.	620.	670.	720.	760.	810.	965.
	909	215.													

Add \$250 list for orders less than 8 chairs.






Dimensions

Model	Overall			Backrest		Seat		COM		COL
	Height	Depth	Width	Upholstered Height	Upholstered Width	Height from floor	Upholstered Width	Upholstered Depth	Yards of 54" goods	Ft²
902	31¼"	23¼"	23¾"	14¾"	18½"	17½"	19"	18½"	1¼	19
909	18¾"	31"	21"	n/a	n/a	n/a	n/a	n/a	n/a	n/a

Custom Fit Options

Add option code(s) after model number. Add cost of option to chair price.

	<b>BR</b>	<b>\$60</b>		<b>CF</b>	<b>\$125</b>		<b>GC</b>	<b>\$20</b>		<b>TL</b>	<b>\$230</b>
Bookrack.			Cal fire; TB 133.			Ganging clips; priced per chair.			Tablet arm; left.		
									Tablet arm; right.		<b>\$230</b>

	Purpose	Configuration	Function	Model
	Multi-purpose Chair	Four Leg Frame, Armless	Stackable	912 FL
	Multi-purpose Chair	Four Leg Frame w/ Arms	Stackable	912 FL DA
	Multi-purpose Chair	Sled Base Frame, Armless	Stackable	912 SD
		Sled Base Frame w/ Arms	Not Stackable	912 SD DA
	Multi-purpose Chair	Four Leg Frame, Square Back, Armless	Rolling chair	912 FL SQ RJ
		Four Leg Frame, Square Back w/ Arms	Rolling chair	912 FL SQ RJ DA
	Multi-purpose Chair	Four Leg Frame, Wood Back, Rolling Chair, Armless	Rolling Chair	912 FL CB WB SF RJ
		Four Leg Frame, Wood Back, Rolling Chair, w/ Arms	Rolling Chair	912 FL CB WB SF RJ DA

**Dimensions**

Model	Overall			
	Height	Depth	Width Armless	Width Arms
912	31¾"	22"	19½"	23¼"

**Custom Fit Options**

Choose as many as desired. Add option code(s) after model number.

	<b>Standard</b> Rounded backrest; standard on Jack models except 918.		<b>SQ N/C</b> Squared backrest.		<b>CB N/C</b> Crowned backrest. Standard on 918 model.		<b>WB \$55</b> Wood back; maple finish. Available in all 3 back shapes.		<b>WU \$80</b> Wood back with removable slip cover; includes WB option.
--	--	---	------------------------------------	---	---	--	--	---	--





Standard Sitmatic Fabrics						Mill Fabrics							
Wood	Cat 2	Cat 3 COM	Cat 4	Cat 5	Cat 6 Leather	M1	M2	M3	M4	M5	M6	M7	M8
355.	285.	310.	330.	440.	555.	310.	340.	365.	405.	445.	475.	515.	640.
405.	335.	360.	380.	490.	605.	360.	390.	415.	455.	495.	525.	565.	690.
375.	305.	330.	350.	460.	575.	330.	360.	385.	425.	465.	495.	535.	660.
425.	355.	380.	400.	510.	625.	380.	410.	435.	475.	515.	545.	585.	710.
430.	360.	385.	405.	515.	630.	385.	415.	440.	480.	520.	550.	590.	715.
480.	410.	435.	455.	565.	680.	435.	465.	490.	530.	570.	600.	640.	765.
485.	415.	440.	460.	570.	685.	440.	470.	495.	535.	575.	605.	645.	770.
535.	465.	490.	510.	620.	735.	490.	520.	545.	585.	625.	655.	695.	820.





**Add \$250 list for orders less than 8 chairs.**

Backrest		Seat			COM	COL
Upholstered Height	Upholstered Width	Height from floor	Upholstered Width	Upholstered Depth	HFES-100 Depth	Yards of 54" goods Ft²
12¾"	17¾"	19"	17¾"	19"	18½"	1 16

**Custom Fit Options**

Choose as many as desired. Add option code(s) after model number.






	<b>BR \$45</b> Bookrack.		<b>CF \$80</b> Cal fire; TB 133.		<b>CH \$65</b> Chrome frame.		<b>SF N/C</b> Silver frame; epoxy.		<b>GC \$20</b> Ganging clips.		<b>RJ \$75</b> Rolling Jack. 60mm carpet casters are standard.
---	-----------------------------	---	-------------------------------------	---	---------------------------------	---	---------------------------------------	---	----------------------------------	---	---

	Purpose	Configuration	Function	Model
	Multi-purpose Stool	Stool, Round Back, Armless	Stackable	914 FL
		Stool, Round Back w/ Arms	Not Stackable	914 FL DA
	Multi-purpose Stool	Stool, Square Wood Back, Chrome, Armless	Stackable	914 FL SQ WB CH
		Stool, Square Wood Back, Chrome w/ Arms	Not Stackable	914 FL SQ WB CH DA
	Bariatric Chair	Bariatric chair, Crowned Back w/ Arms	Stackable	918 FL DA
			<i>*CB backrest only.</i>	
	Cart	Holds 10 Chairs, 8 Stools	Cart	919

**Dimensions**

Model	Overall			
	Height	Depth	Width Armless	Width Arms
914	43¾"	22"	19½"	23¼"
918	36½"	24½"	n/a	36¼"

**Custom Fit Options**  
Choose as many as desired. Add option code(s) after model number.







	<b>Standard</b> Rounded backrest; standard on Jack models except 918.		<b>SQ N/C</b> Squared backrest.		<b>CB N/C</b> Crowned backrest. Standard on 918 model.		<b>WB \$55</b> Wood back; maple finish. Available in all 3 back shapes.		<b>WU \$80</b> Wood back with removable slip cover; includes WB option.
--	--	---	------------------------------------	---	---	--	--	---	--


Standard Sitmatic Fabrics						Mill Fabrics							
Wood	Cat 2	Cat 3 COM	Cat 4	Cat 5	Cat 6 Leather	M1	M2	M3	M4	M5	M6	M7	M8
540.	470.	495.	515.	625.	740.	495.	525.	550.	590.	630.	660.	700.	825.
590.	520.	545.	565.	675.	790.	545.	575.	600.	640.	680.	710.	750.	875.
605.	590.	615.	635.	745.	860.	615.	645.	670.	710.	750.	780.	820.	945.
655.	640.	665.	685.	795.	910.	665.	695.	720.	760.	800.	830.	870.	995.
	640.	705.	755.	1030.	1315.	705.	780.	840.	940.	1040.	1115.	1215.	1530.
225.													

Add \$250 list for orders less than 8 chairs.

Backrest		Seat		COM		COL
Upholstered Height	Upholstered Width	Height from floor	Upholstered Width	Upholstered Depth	HFES-100 Depth	Yards of 54" goods Ft²
12¾"	17¾"	31"	17¾"	19"	18½"	1
15"	30½"	19"	30½"	19"	18½"	2½

**Custom Fit Options**  
Choose as many as desired. Add option code(s) after model number.

	<b>BR \$45</b> Bookrack.		<b>CF \$80</b> Cal fire; TB 133.		<b>CH \$65</b> Chrome frame.		<b>SF N/C</b> Silver frame; epoxy.		<b>GC \$20</b> Ganging clips.		<b>RJ \$75</b> Rolling Jack. 60mm carpet casters are standard.
---	-----------------------------	---	-------------------------------------	---	---------------------------------	---	---------------------------------------	---	----------------------------------	---	---

Beam	Configuration	Function	Model
	2 Position; Seats Only	Beam Mounted, Freestanding	9102 FF
	2 Position; 1 Seat, 1 Table	Beam Mounted, Freestanding	9102 FF (LT or RT)
	3 Position; Seats Only	Beam Mounted, Freestanding	9103 FF
	3 Position; 2 Seats, 1 Table	Beam Mounted, Freestanding	9103 FF (LT, MT or RT)

*\*Shown with optional crowned back and optional and shared arms.*

**Layout Design**

If you provide a floor plan, Sitmatic would be pleased to assist you in planning your auditorium or lobby. If at all possible, please send your drawings in electronic format, such as Autocad, to layouts@sitmatic.com. The drawings will be populated and returned to you with the bill of materials necessary to complete the project.

Please remember, because flooring specifications vary, floor mounting fasteners are not supplied. Sitmatic can assist you with technical information on installation options, or perform the installation on your behalf.

\*Contact Sitmatic for special beam lengths.

**Dimensions**

Model	Overall				Base Dimensions
	Height	Depth	Width		
9102	31½"	20"	40"		23¼"d x 40"w
9103	31½"	20"	60"		23¼"d x 60"w

**Custom Fit Options**

Choose as many as desired. Add option code(s) after model number.



 <p><b>Standard</b> Round backrest; standard.</p>	 <p><b>CB</b> N/C Crowned backrest.</p>	 <p><b>SQ</b> N/C Squared backrest.</p>	 <p><b>WB</b> \$110 Wood back; maple for 2 pos beams. <b>WB</b> \$165 Wood back; maple for 3 pos beams.</p>	 <p><b>CF</b> \$160 Cal fire, TB 133; for 2 pos beam. <b>CF</b> \$240 Cal fire, TB 133; for 3 pos beam.</p>
---	--	--	---	--





Standard Sitmatic Fabrics					Mill Fabrics								
Wood	Cat 2	Cat 3 COM	Cat 4	Cat 5	Cat 6 Leather	M1	M2	M3	M4	M5	M6	M7	M8
930.	790.	840.	880.	1100.	1330.	840.	900.	950.	1030.	1110.	1170.	1250.	1500.
860.	790.	815.	835.	945.	1060.	815.	845.	870.	910.	950.	980.	1020.	1145.
1395.	1185.	1260.	1320.	1650.	1995.	1260.	1350.	1425.	1545.	1665.	1755.	1875.	2250.
1325.	1185.	1235.	1275.	1495.	1725.	1235.	1295.	1345.	1425.	1505.	1565.	1645.	1895.

Backrest		Seat		COM			COL
Upholstered Height	Upholstered Width	Height from floor	Upholstered Width	Upholstered Depth	HFES-100 Depth	Yards of 54" goods	Ft²
12¾"	17¾"	18"	17¾"	19"	18½"	2	31
12¾"	17¾"	18"	17¾"	19"	18½"	3	47

**Standard Beam Armrest Options**

Choose one if desired. Add armrest code as final code to model number. Add cost to chair price.

 <p><b>DA</b> \$80 Dedicated arms; for 2 pos beams. <b>DA</b> \$120 Dedicated arms; for 3 pos beams.</p>	 <p><b>SA</b> \$90 Shared arms; for 2 pos beam. <b>SA</b> \$120 Shared arms; for 3 pos beam.</p>	 <p><b>TA</b> \$50 Terminal arms; 2 outer arms only.</p>	 <p><b>BL</b> \$50 Beam Link; links beams together for rows larger than 3 positions.</p>	 <p><b>LT</b> Price above Left Table.</p>	 <p><b>MT</b> Price above Middle Table.</p>	 <p><b>RT</b> Price above Right Table.</p>
---	---	---	---	--	--	---

Purpose	Configuration	Function	Model
	Multi-purpose Chair	Four Leg Frame, Chrome, Armless	962 FL
		Same as above w/ upholstered seat & back	962 FL UB
			Stacks 8 on floor / 10 on cart
<i>*Shown with optional upholstered seat &amp; back.</i>			
	Multi-purpose Chair	Four Leg Frame, Chrome w/ Arms	962 FL DA
		Same as above w/ upholstered seat & back	962 FL DA UB
			Stacks 8 on floor / 10 on cart
<i>*Shown with optional upholstered seat</i>			
	Multi-purpose Chair	Four Leg Frame, Chrome, Rolling Chair, Armless	962 FL RE
		Same as above w/ upholstered seat & back	962 FL RE UB
<i>*Shown with optional upholstered seat</i>			
	Multi-purpose Chair	Four Leg Frame, Chrome, Rolling Chair w/ Arms	962 FL RE DA
		Same as above w/ upholstered seat & back	962 FL RE DA UB
<i>*Shown with optional upholstered seat</i>			

Dimensions

Model	Overall		
	Height	Depth	Width
962	31¼"	23¼"	23¾"

Standard Seat & Back Colors

Custom colors available; minimum 200 chairs. Contact customer service for lead times and pricing. Additional colors may be published online.



Standard Sitmatic Fabrics						Mill Fabrics							
Poly	Cat 2	Cat 3 COM	Cat 4	Cat 5	Cat 6 Leather	M1	M2	M3	M4	M5	M6	M7	M8
200.	265.	290.	310.	420.	535.	290.	320.	345.	385.	425.	455.	495.	620.
	330.	380.	420.	640.	870.	380.	440.	490.	570.	650.	710.	790.	1040.
240.	305.	330.	350.	460.	575.	330.	360.	385.	425.	465.	495.	435.	660.
	370.	420.	460.	680.	910.	420.	480.	530.	610.	690.	750.	830.	1080.
275.	340.	365.	385.	495.	610.	365.	395.	420.	460.	500.	530.	570.	695.
	405.	455.	495.	715.	945.	455.	515.	565.	645.	725.	785.	865.	1115.
315.	380.	405.	425.	535.	650.	405.	435.	460.	500.	540.	570.	610.	735.
	445.	495.	535.	755.	985.	495.	555.	605.	685.	765.	825.	905.	1155.




Add \$250 list for orders less than 8 chairs.

Backrest		Seat		COM	COL		
Height	Width	Height from floor	Upholstered Width	Upholstered Depth	HFES-100 Depth	Yards of 54" goods	Ft²
14¾"	18½"	17½"	19"	18½"	18"	¾	12

Custom Fit Options

Add option code(s) after model number. Add cost of option to chair price.



	Purpose	Configuration	Function	Model
	Multi-purpose Chair	Stool, Chrome, Armless	Stackable	964 FL
		Same as above w/ upholstered seat & back	Stackable	964 FL UB
<i>*Shown with optional upholstered seat</i>				
	Multi-purpose Chair	Stool, Chrome w/ Arms	Not stackable	964 FL DA
		Same as above w/ upholstered seat & back	Stackable	964 FL DA UB
<i>*Shown with optional upholstered seat</i>				
	Cart	Cart	Holds 10 Chairs, 8 Stools	969

Dimensions

Model	Overall		
	Height	Depth	Width
964	44¾"	22"	21¾"
969	18¾"	31"	21"

Standard Seat & Back Colors

Custom colors available; minimum 200 chairs. Contact customer service for lead times and pricing. Additional colors may be published online.



Standard Sitmatic Fabrics					Mill Fabrics								
Poly	Cat 2	Cat 3 COM	Cat 4	Cat 5	Cat 6 Leather	M1	M2	M3	M4	M5	M6	M7	M8
340.	405.	430.	450.	560.	675.	430.	460.	485.	525.	565.	595.	635.	760.
	470.	520.	560.	780.	1010.	520.	580.	630.	710.	790.	850.	930.	1180.
<hr/>													
380.	445.	470.	490.	600.	715.	470.	500.	525.	565.	605.	635.	675.	800.
	510.	560.	600.	820.	1050.	560.	620.	670.	750.	830.	890.	970.	1220.
<hr/>													
225.													

Add \$250 list for orders less than 8 chairs.



Backrest		Seat		COM		COL	
Height	Width	Height from floor	Upholstered Width	Upholstered Depth	HFES-100 Depth	Yards of 54" goods	Ft²
14¾"	18½"	31"	19"	18½"	18"	¾	12
n/a	n/a	n/a	n/a	n/a	n/a	n/a	n/a

Custom Fit Options

Add option code(s) after model number. Add cost of option to chair price.





Beam	Configuration	Function	Model
	2 Position; Seats Only	Beam Mounted, Freestanding	9602 FF
	Same as above; fully upholstered	Beam Mounted, Freestanding	9602 FF UB
	2 Position; 1 Seat, 1 Table	Beam Mounted, Freestanding	9602 FF (LT or RT)
	Same as above; fully upholstered	Beam Mounted, Freestanding	9602 FF UB (LT or RT)
	3 Position; Seats Only	Beam Mounted, Freestanding	9603 FF
	Same as above; fully upholstered	Beam Mounted, Freestanding	9603 FF UB
	3 Position; 2 Seats, 1 Table	Beam Mounted, Freestanding	9603 FF (LT, MT or RT)
*Shown with optional upholstered seats			
	2 Position; Seats Only	Beam Mounted, Freestanding	9602 AE
	Polished Aluminum Finish	Beam Mounted, Freestanding	9602 AE UB
	2 Position; 1 Seat, 1 Table	Beam Mounted, Freestanding	9602 AE (LT or RT)
	Same as above; fully upholstered	Beam Mounted, Freestanding	9602 AE UB (LT or RT)
	3 Position; Seats Only	Beam Mounted, Freestanding	9603 AE
	Same as above; fully upholstered	Beam Mounted, Freestanding	9603 AE UB
	3 Position; 2 Seats, 1 Table	Beam Mounted, Freestanding	9603 AE (LT, MT or RT)
*Shown with optional upholstered seats			

**Layout Design**

If you provide a floor plan, Sitmatic would be pleased to assist you in planning your auditorium or lobby. If at all possible, please send your drawings in electronic format, such as Autocad, to layouts@sitmatic.com. The drawings will be populated and returned to you with the bill of materials necessary to complete the project. Please remember, because flooring specifications vary, floor mounting fasteners are not supplied. Sitmatic can assist you with technical information on installation options, or perform the installation on your behalf. \*Contact Sitmatic for special beam lengths.

**Dimensions**

Model	Overall				Base Dimensions
	Height	Depth	Width		
9602 FF	32"	20½"	40"		23¼"d x 40"w
9603 FF	32"	20½"	60"		23¼"d x 60"w
9602 AE	33"	20½"	48"		23"d x 48"w
9603 AE	33"	20½"	72"		23"d x 72"w

**Standard Seat & Back Colors**

Custom colors available on request. Contact customer service for lead times. Additional colors may be published online.



Standard Sitmatic Fabrics					Mill Fabrics								
Poly	Cat 2	Cat 3 COM	Cat 4	Cat 5	Cat 6 Leather	M1	M2	M3	M4	M5	M6	M7	M8
790.	920.	970.	1010.	1230.	1460.	970.	1030.	1080.	1160.	1240.	1300.	1380.	1630.
	1050.	1150.	1230.	1670.	2130.	1150.	1270.	1370.	1530.	1690.	1810.	1970.	2470.
790.	855.	880.	900.	1010.	1125.	880.	910.	935.	975.	1015.	1045.	1085.	1210.
	920.	970.	1010.	1230.	1460.	970.	1030.	1080.	1160.	1240.	1300.	1380.	1630.
1185.	1380.	1455.	1515.	1845.	2190.	1455.	1545.	1620.	1740.	1860.	1950.	2070.	2445.
	1575.	1725.	1845.	2505.	3195.	1725.	1905.	2055.	2295.	2535.	2715.	2955.	3705.
1185.	1315.	1365.	1405.	1625.	1855.	1365.	1425.	1475.	1555.	1635.	1695.	1775.	2025.
	1445.	1545.	1625.	2065.	2525.	1545.	1665.	1765.	1925.	2085.	2205.	2365.	2865.
1050.	1180.	1230.	1270.	1490.	1720.	1230.	1290.	1340.	1420.	1500.	1560.	1640.	1690.
	1310.	1410.	1490.	1930.	2390.	1410.	1530.	1630.	1790.	1950.	2070.	2230.	2730.
1050.	1115.	1140.	1160.	1270.	1385.	1140.	1170.	1195.	1235.	1275.	1305.	1345.	1370.
	1180.	1230.	1270.	1490.	1720.	1230.	1290.	1340.	1420.	1500.	1560.	1640.	1690.
1575.	1770.	1845.	1905.	2235.	2580.	1845.	1935.	2010.	2130.	2250.	2340.	2460.	2535.
	1965.	2115.	2235.	2895.	3585.	2115.	2295.	2445.	2685.	2925.	3105.	3345.	4095.
1575.	1705.	1755.	1795.	2015.	2245.	1755.	1815.	1865.	1945.	2025.	2085.	2165.	2215.
	1835.	1935.	2015.	2455.	2915.	1935.	2055.	2155.	2315.	2475.	2595.	2755.	3255.

Backrest		Seat			COM	COL
Upholstered Height	Upholstered Width	Height from floor	Upholstered Width	Upholstered Depth	HFES-100 Depth	Yards of 54" goods Ft²
14¾"	18½"	17"	19"	18½"	18"	1½ 27
14¾"	18½"	17"	19"	18½"	18"	2¼ 34
14¾"	18½"	18"	19"	18½"	18"	1½ 27
14¾"	18½"	18"	19"	18½"	18"	2¼ 34

**Standard Beam Armrest Options**


Choose one if desired. Add armrest code as final code to model number. Add cost to chair price.

 <p><b>DA \$80</b> Dedicated arms; for 2 pos. beam. <b>DA \$120</b> Dedicated arms; for 3 pos. beam.</p>	 <p><b>SA \$60</b> Shared arms; for 2 pos. beam. <b>SA \$90</b> Shared arms; for 3 pos. beam.</p>	 <p><b>TA \$50</b> Terminal arms; Outer arms only.</p>	 <p><b>FM \$15</b> Floor Mounted; per beam. Replaces FF freestanding option. Fasteners included.</p>	 <p><b>BL \$50</b> Beam Link; links beams together for rows larger than 3 positions.</p>
---	--	---	---	---

**Additional Options**






**AeroBeam™ Armrest Options**

Choose one if desired. Add armrest code as final code to model number. Add cost to chair price.

 <p><b>DP \$580</b> Dedicated arms; Polished 2 pos. <b>DP \$870</b> Dedicated arms; Polished 3 pos.</p>	 <p><b>SP \$290</b> Shared arms; Polished 2 pos. <b>SP \$435</b> Shared arms; Polished 3 pos.</p>	 <p><b>TP \$290</b> Terminal arms; Polished aluminum. Outer arms only.</p>	 <p><b>LT Price above</b> Left Table; while seated.</p>	 <p><b>MT Price above</b> Middle Table.</p>	 <p><b>RT Price above</b> Right Table; while seated.</p>
--	--	---	--	--	---

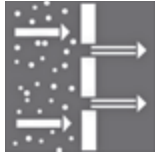

**Table Options**

Choose and add suffix below for placement of the table top.

	Purpose	Configuration	Function	Model	Cleanroom Cat. 3 vinyl (add +CR)	ESD (add +AN)	Cleanroom+ESD (add +CR, +AN)
	Desk Chair	Mid Back, Armless	PB Control	161 PB	850.	930.	1055.
			ST Control	161 ST	950.	1030.	1155.
			SX Control	161 SX	1040.	1120.	1245.
	Desk Chair	Medium High Back, Armless	PB Control	163 PB	865.	945.	1070.
			ST Control	163 ST	965.	1045.	1170.
			SX Control	163 SX	1055.	1135.	1260.
	Desk Chair	Super Alpha, Armless	PB Control	173 PB	980.	1130.	1255.
			ST Control	173 ST	1080.	1230.	1355.
			SX Control	173 SX	1170.	1320.	1445.
	Tall Stool	Mid Back, Footring, Armless	PB Control	164 PB	980.	1060.	1185.
	Medium Stool		ST Control	164 ST	1080.	1160.	1285.
	Medium Stool	Mid Back, Footring, Armless	PB Control	165 PB	970.	1090.	1215.
			ST Control	165 ST	1070.	1190.	1315.

Custom Fit Options


Add option code(s) after model number. See the Alpha Options page for more options. 60mm carpet casters are standard.

	<b>CR</b> See Above Cleanroom Class 1; must use Cat 3 or 8 vinyl, no fabric. *See Cleanroom prices above.		<b>ES</b> \$45 Extended width seat; 20" w x 18½" d. Standard on model 173.		<b>PC</b> \$30 60mm parquet floor casters; soft tread for wood or vinyl floor.
	<b>SS</b> \$90 Sliding seat; 2½" in six positions. Lever on left side. Spring return.		<b>SR</b> \$210 For models 064 & 065. *Standard on 394 & 395 models.		<b>XC</b> \$80 Extended seat height; range of 15¾" - 23¼". For models 161, 163 & 173.

Armrest Options

Choose one and add as final code to model number.

	<b>+1N</b> \$165 Adjustment features include: • Arm height adjusts 4" into 10 different positions. • Arm width adjusts 2" per side into 6 different positions. • Arm caps are 10" long x 4" wide, sculpted urethane, resilient yet mar proof. • Field installable.
--	---

	Purpose	Configuration	Function	Model	ESD
	BigBoss Desk Chair	24" Wide Seat, Armless	SychroLock Control	391 SL AN	1665.
		24" Wide Seat w/ Arms	SychroLock Control	391 SL AN +1N	1830.
		24" Wide Seat, Armless	XtremeDuty Control	391 XD AN	1765.
		24" Wide Seat w/ Arms	XtremeDuty Control	391 XD AN +1N	1930.
<i>*Shown with optional +1N Arms.</i>					
	BigBoss Tall Stool	24" Wide Seat, Armless	XtremeDuty Control	394 XD AN	2760.
		24" Wide Seat w/ Arms	XtremeDuty Control	394 XD AN +1N	2925.
	BigBoss Med. Stool	24" Wide Seat, Armless	XtremeDuty Control	395 XD AN	2700.
		24" Wide Seat w/ Arms	XtremeDuty Control	395 XD AN +1N	2865.
<i>*Shown with optional +1N Arms.</i>					
	Beta <sup>2</sup> Desk Chair	Medium High Back, Armless	Sync Control	063 SN AN	825.
			DualTouch Control	063 DT AN	925.
			SyncErgo Control	063 SE AN	1015.
<i>*Shown with optional +7K Arms.</i>					
	Beta <sup>2</sup> Desk Chair	Super Beta, Armless	Sync Control	073 SN AN	1010.
			DualTouch Control	073 DT AN	1110.
			SyncErgo Control	073 SE AN	1200.
<i>*Shown with optional +1N Arms.</i>					
	Beta <sup>2</sup> Tall Stool	Mid Back, Footring, Armless	DualTouch Control	064 DT AN	1040.
		Mid Back, Footring w/ Arms	DualTouch Control	064 DT AN +1N	1205.
	Beta <sup>2</sup> Medium Stool	Mid Back, Footring, Armless	DualTouch Control	065 DT AN	1030.
		Mid Back, Footring w/ Arms	DualTouch Control	065 DT AN +1N	1195.
<i>*Shown with optional +1N Arms.</i>					

Custom Fit Options

Add option code(s) after model number. See the Beta<sup>2</sup> / Boss Task Options page for more options. 60mm carpet casters are standard.

	<b>AN</b> <b>CAT 8</b> Antistatic; Use Category 8 fabric or vinyl. *See prices above.		<b>SR</b> \$210 For models 064 & 065. *Standard on 394 & 395 models.		<b>6C</b> <b>N/C</b> 60mm casters; for enhanced mobility. Now standard.
	<b>XC</b> \$80 Extended seat height; range of 15¾" - 23¼". For 391 & 063 models only.		<b>PC</b> \$30 60mm parquet floor casters; soft tread for wood or vinyl floor.		<b>ZC</b> \$250 Zinc casters; 400+ lbs. users or rough floors.

Armrest Options

Choose one and add as final code to model number.

	<b>+1N</b> <b>Price Above</b> Adjustment features include: • Arm caps DO NOT rotate. • Arm height adjusts 4" into 10 different positions. • Arm width adjusts 2" per side into 6 different positions. • Arm caps are 10" long x 4" wide, sculpted urethane, resilient yet mar proof. • Field installable.
---	---

Sitmatic not only offers the industry's greatest range of sizing options for their office chairs, but also offers multiple fixed seating solutions, including the following:

- Auditoriums
- Performing Arts Centers
- Courthouse Seating (Including: Courtroom Audience, Jury Box & Jury Assembly Area)
- Corporate Training Facilities
- City Council Chambers
- Higher Education Classrooms
- Sport Venues Luxury Boxes

The quickest lead times in the industry allow us to meet requirements for projects where quick response is a necessity. Complete in-house design, installation and project management services assure a flawless end result in any environment. For more information visit [www.sitmatic.com/seating-catalog/fixed-seating/](http://www.sitmatic.com/seating-catalog/fixed-seating/)



**Series**                      **Function**  
**Tuxedo**                      **Fixed Seating**

Architecturally specified auditorium seating from the ground up. Tuxedo was designed with those that design in mind. At its heart, Tuxedo isn't a chair, it's a seating design platform.

More product information at: [www.sitmatic.com/seating-catalog/fixed-seating/tuxedo](http://www.sitmatic.com/seating-catalog/fixed-seating/tuxedo). Call customer service for pricing, design and layout info at (800) 288-1492.



**Easy Beam**                      **Beam Mounted Seating**

Crisp, clean lines, with perforated design details on the back, compliemnt current architectural trends across a broad range of applications.

More product information at: <http://sitmatic.com/seating-catalog/multipurpose/easy/>. Call customer service for design and layout info at (800) 288-1492.



**Jack Beam**                      **Beam Mounted Seating**

The goal was to create one family of chairs with the options and configurations to fill all guest, lunchroom, breakroom and meeting room needs. With wood possibilities and extensive fabric and finish options, Jack seating is at home in any contemporary office setting.

More product information at: <http://sitmatic.com/seating-catalog/multipurpose/jack/>. Call customer service for design and layout info at (800) 288-1492.



**Posh Beam**                      **Beam Mounted Seating**

Exquisite details abound in Posh seating: traditional French stitching on all seams, optional polished aluminum arms and base and sophisticated chair controls. The result is seating with elegance and beauty that will never go out of style.

More product information at: [www.sitmatic.com/seating-catalog/executive-seating/posh](http://www.sitmatic.com/seating-catalog/executive-seating/posh). Call customer service for pricing, design and layout info at (800)288-1492.



**BigBoss Jury**                      **Pedestal Mounted Seating**

The Boss combines exceptional comfort and unsurpassed durability in a complete family of management seating. Full scale, heavy-duty jury seating.

More product information at: [www.sitmatic.com/seating-catalog/executive-seating/boss](http://www.sitmatic.com/seating-catalog/executive-seating/boss). Call customer service for pricing, design and layout info at (800)288-1492.



**Posh Jury**                      **Pedestal Mounted Seating**

Exquisite details abound in Posh seating: traditional French stitching on all seams, optional polished aluminum arms and base and sophisticated chair controls. The result is seating with elegance and beauty that will never go out of style.


More product information at: [www.sitmatic.com/seating-catalog/executive-seating/posh](http://www.sitmatic.com/seating-catalog/executive-seating/posh). Call customer service for pricing, design and layout info at (800)288-1492.



The Ray Charles Performing Arts Theater at Morehouse College, Atlanta, GA *Tuxedo*



University Arena "The Pit" at The University of New Mexico, Albuquerque, NM *Tuxedo*



Campbell University, Buies Creek, NC *Tuxedo*




Beale Air Force Base, Beale AFB, CA *Posh Jury / Tuxedo*




Los Angeles Superior Court – Jury Assembly, Los Angeles, CA *Posh Beam*



BMCC / Tribeca Performing Arts Center, New York, NY *Tuxedo*



The Wendy Williamson Auditorium at The University of Alaska, Anchorage, AK *Tuxedo*



Extreme Makeover: Home Edition, Sabine Pass, TX *Tuxedo*




Las Vegas City Hall *Las Vegas, NV*




Carter County Courthouse – Audience Seating, Elizabethton, TN *Tuxedo*




El Monte Superior Court – Jury Seating, El Monte, CA *Posh Jury*



Cedar Hill City Hall, Cedar Hill, TX *Tuxedo*



Santa Monica Courthouse – Jury Boxes, Santa Monica, CA *Posh Jury*



Intel Corporation, Santa Clara, CA *Tuxedo*



Scripps Mercy Hospital, San Diego, CA *Tuxedo*



Arizona State University – Men's Basketball Film Rooms, Tempe, AZ *Tuxedo*



McConnell Air Force Base, McConnell AFB, KS *Tuxedo*



University of North Carolina Hospital, Chapel Hill, NC *Tuxedo*

How to specify	Fabrics listed alphabetically							
<p>In addition to standard Sitmatic fabrics, Sitmatic offers you a simplified program to use Maharam fabrics. To the right is a list of fabrics and their corresponding price grades. To see these fabrics, or to order memo samples, please contact Maharam at (800) 645-3943 or visit them at <a href="http://www.maharam.com">www.maharam.com</a>.</p> <p>When using Maharam fabrics, list the Sitmatic chair model followed by a “/” and then the appropriate fabric grade. In the description please list Maharam, the pattern and then the color.</p> <p>For Example: 173 SX +1A /M3 Maharam Lariat Camel</p> <p>Please do not place a separate order with Maharam for your fabric. This will be done automatically for you.</p>	Abrash	M4	Coincide	M4	Intertwine	M5	Scout Crypton	M6
	Across	M7	Comment	M6	Jumble	M6	Scribe	M6
	Akimbo	M6	Corner	M5	Kernel	M5	Scuba	M4
	Align	M5	Couple	M8	Lariat	M3	Star by Kvadrat	M7
	Alloy	M5	Cover	M6	Ledger	M3	Steady	M4
	Along	M6	Crosspatch	M8	Marquee	M4	Steady Crypton	M6
	Alter	M4	Crush	M6	Meander	M6	Sudden	M5
	Amble	M4	Dash	M5	Mechanism	M7	Tack	M5
	Article	M3	Decode	M7	Median	M6	Tally	M7
	Assemblage	M5	Defer	M4	Medium	M3	Tier	M7
	Before	M5	Disperse	M7	Merge	M7	Topple	M6
	Bitmap	M6	Ditto	M6	Messenger	M2	Trait	M5
	Bop	M5	Division	M4	Metric	M3	Transfer	M4
	Bound	M4	Double Check	M6	Milestone	M2	Transit	M5
	Box	M6	Etch	M6	Minimal	M5	Tremor	M6
	Bridge	M4	Exchange	M4	Orissa	M6	Turn	M7
	Cadence	M6	Fathom	M4	Overlap	M3	Twine	M5
	Candid	M3	Fiddle	M7	Panache	M6	Urban	M6
	Cartouche	M5	Flicker	M3	Peep	M7	Vary	M4
	Certain	M6	Floret	M7	Petal	M3	Venn	M6
Chase	M6	Fluent	M4	Pictogram	M7	Verse	M7	
Chenille Cord	M7	Fluent Crypton	M6	Plait	M5	Wafer	M4	
Chenille Multi	M6	Focus	M3	Quick	M3	Weimar	M7	
Chime	M3	Gradient	M3	Radiant	M8	Whirl	M4	
Cinch	M3	Hinge	M6	Random	M6	Yangi	M4	
Cipher	M8	Hive	M8	Reverie	M3	Zag	M6	
Circuit	M7	Imprint	M3	Scout	M6			

Fabrics listed alphabetically											
A New Leaf	M7	Chroma	M2	Flutter	M7	Match Point	M5	Rolling Stones	M8	Tessuto	M2
About Face	M4	Cinnamon Blossom	M7	Folio	M6	Matrix	M2	Rotation	M5	Thicket	M1
Ace	M1	Cirque	M2	Free Hand	M3	Maywood	M4	Saranac	M5	Tiles Too!	M6
Adirondack	M5	Colden	M6	Fronnd	M3	Mesa	M8	Savory	M1	To The Point	M3
All American	M1	Compass	M3	Fun And Games	M6	Mingle	M5	Scribe	M5	Touch And Go	M6
Aloha	M8	Confetti	M1	Geodesic	M6	Moccasin	M1	Script	M5	Tracing	M4
Arc	M4	Constellation	M5	Geomet	M2	Modulation	M3	Seagrass	M7	Transcend	M1
Arezzo	M3	Couplet	M6	Glisten	M8	Napa	M3	Sedona	M8	Trax	M2
Arioso	M5	Courtyard	M7	Good Fortune	M7	Naugaleather	M1	Seedling	M2	Tree House	M3
Aspen	M5	Cozy	M5	Haiku w/ Agion	M8	Naugasoft	M1	Serenity	M7	True Path w/ Agion	M7
Atmosphere	M1	Cruisin'	M7	Halo	M2	Neochrome III	M1	Shantung	M1	Tucson	M3
Avant	M1	Crush	M6	Hands On	M5	Now & Zen w/ Agion	M7	Silverado w/ Agion	M6	Tweed	M5
Balance Beam	M6	Crypton Metro	M3	Happy Hour	M1	Oakwood	M1	Simplicity	M1	Twilight	M1
Bali	M6	Crypton Suede	M4	Highwire	M2	Olympus	M5	Skyline	M6	Twist	M5
Banyan	M5	Crypton Suede Too!	M4	Hoopla	M7	On The Money	M4	Slide Rule	M5	Up Tempo w/ Agion	M8
Bari	M5	Curves Ahead	M6	Horizons	M7	Optic w/ Agion	M6	Smile	M6	Veranda	M3
Beau Monde	M6	Daddy-0 w/ Agion	M7	Impact	M1	Oxford	M1	Snuggle	M3	Vermont	M7
Beeline	M5	Dakota	M2	Impulse	M5	Panache	M7	Southampton	M2	Verve w/ Agion	M8
Beep Beep	M6	Dash	M2	In The Groove	M8	Paradise	M6	Spandrel	M5	Vibe	M4
Bistro	M1	Dashboard	M6	In The Round	M4	Parapet	M5	Sphere	M2	Vintage	M7
Blinker	M3	Dodgeball	M4	Indulgence	M5	Pathways	M6	Spirit Millennium	M1	Vision	M1
Block Party	M6	Double Time w/ Agion	M8	Interplay	M3	Patriot Plus II	M1	Squiggle	M4	Volterra - HC	M8
Boutique	M6	Echo	M5	Isabeau Too!	M6	Persuasion	M4	Stat Con	M4	Vroom Vroom	M4
Bower	M6	Eclipse	M7	Jam Session w/ Agion	M8	Petals	M4	Static	M4	Whisper	M1
Breeze	M4	Elan - HC	M8	Jambi Stripe	M7	Pinstripe	M5	Sterling w/ Agion	M6	Whitney	M4
Bryant Park	M1	Elderberry	M5	Jasmine Screen	M5	Pinwheel	M3	Stipple	M3	Willow Talk	M8
Budget Black	M1	Eli	M5	Jester	M6	Placid	M5	Straight And Narrow	M6	Wink w/ Agion	M6
Burkshire	M1	Enduro III	M1	Jump w/ Agion	M8	Prestige	M6	Stratford	M1	Wired	M7
Calla	M6	English Pub	M1	Kiawah	M8	Raffia	M2	Sumatran Palm	M8	Ybor	M5
Capreni	M5	Equinox	M4	Kilkenny Tweed	M1	Rally	M1	Sunburst	M6	Zen Garden w/ Agion	M7
Carat	M5	Estate Too!	M6	Labyrinth	M6	Ramble	M4	Sundance w/ Stakleen	M4	Ziggy	M1
Catwalk	M4	Expressions	M1	Lantana	M6	Raquette	M6	Surfside	M1	Zodiac	M2
Chamea / Chamea II	M1	Feelin' Groovy	M3	Laredo	M1	Rear View	M4	Symphony Classic	M1		
Champlain	M6	Fender Bender	M2	Line Dance	M3	Renaissance	M1	Take The Wheel	M5		
Chauncey	M1	Fenestra	M6	Liquid	M2	Rialto	M1	Tatami w/ Agion	M7		
Checkmate	M1	Finite	M2	Lucky Charm	M6	Rivera	M5	Tender	M8		
Chi w/ Agion	M7	Flight	M6	Martini	M5	Rogue II	M1	Tendril	M3		

How to specify	Fabrics listed alphabetically							
In addition to standard Sitmatic fabrics, Sitmatic offers you a simplified program to use Mayer fabrics. To the right is a list of fabrics and their corresponding price grades. To see these fabrics, or to order memo samples, please contact Mayer fabrics at (800) 428-4415 or visit them at www.mayerfabrics.com.	A New Era	M3	Bungalow	M5	Cornerstone	M1	Equation	M2
	Abacus	M3	Burst	M3	Courtyard	M1	Equinox	M2
	Acanthus	M2	Canvas	M4	Crepe	M1	Erode	M6
	Agora	M3	Cape	M1	Cross Check	M1	Esprit	M2
	Alcazar	M3	Carat	M1	Crosstown	M1	Essential	M1
	All Seasons	M1	Caressa	M2	Crystals	M3	Europa	M3
	All Use	M1	Caressa Suede	M2	Curlicue	M2	Facets	M5
	Amulet	M1	Casa	M1	Currents	M2	Factor	M2
	Amulet +Durablock™	M2	Casbah	M1	Dakota	M2	Fantails	M1
	Antique	M2	Catalyst	M2	Damask	M1	Fantasy	M5
	Arcade	M3	Cayman	M4	Daydream	M2	Figure Eight	M1
	Artesian	M1	Celebration	M1	Decade Crepe 10	M1	Filigree	M2
	Ascension	M6	Chaps	M2	Decade Orion 10	M1	Flock	M7
	Ascent	M1	Charade	M5	Destiny	M1	Florentino	M1
	Astro	M1	Chateau	M1	Destiny +Durablock™	M2	Flourish	M1
	Athens	M2	Chelsea	M1	Dialogue 10	M1	Flying High	M2
	Axis	M2	Clarity	M1	Dividend	M1	Formula	M3
	Bar None	M3	Classic Velvet	M2	Dublin Tweed	M2	Forte	M1
	Bella	M4	Clematis	M1	Durango	M1	Forum	M3
	Benefit	M2	Companion 10	M1	Duraweave® 10	M1	Foundation 10	M1
Bijou	M1	Compass	M1	Ecosphere	M4	Framework	M2	
Blocks	M1	Component	M2	Eden	M5	Full Circle	M4	
Broadway	M2	Constructure	M1	Element	M1	Gala	M3	
Brocade	M2	Contrex	M1	Emu	M1	Genesis	M1	
Bulls Eye	M2	Cork	M4	Environs	M1	Genesis +DuraBlock™	M2	

For Example:

173 SX +1A /M2

Mayer Fabrics Daydream Cilantro

Please do not place a separate order with Mayer Fabrics for your fabric. This will be done automatically for you.

Fabrics listed alphabetically											
Glee	M2	Kobe	M1	Mystic	M2	Quark	M5	Skate	M3	Tributary	M2
Glimmer	M4	Komodo	M1	Nebula	M1	Quattro	M1	Sojourn	M1	Tussah	M2
Global	M1	Landmark	M1	North Star	M1	Quintessence	M7	Sojourn +Durablock™	M2	Twister	M3
Greenbriar	M1	Laredo	M4	Nylon-Stat ESD	M4	Radiance	M2	Solid Ground	M3	Ultima	M2
Guardian	M2	Linen	M1	Odyssey	M3	Rapport	M2	Source	M1	Uptown	M2
Harlequin	M1	Links	M1	Outback	M1	Regency	M2	Source +Durablock™	M2	Valor	M1
Harmony	M3	Lunar	M2	Over The Top	M2	Reiki	M4	Spacer Mesh	M1	Valor +Durablock™	M2
Heather	M2	Madrid SP Black	M1	Oxen SP Black	M1	Relic	M5	Spirit 10	M4	Ventura	M2
Heritage	M1	Makore	M4	Pageant	M1	Resolution	M3	Spirograph	M3	Venue	M2
High Society	M2	Marquise	M1	Paramount	M1	Revival	M2	Spotlight	M4	Villa	M1
Hombre	M4	Marrakesh	M5	Park Avenue	M1	Rice Paper	M2	Sprint	M3	Vineta	M1
Icon	M4	Marvel	M4	Patent	M4	Riddle 10	M1	Square Root 10	M3	Vinyl Stat ESD	M3
Impulse	M2	Maverick	M1	Patio	M5	Ritz	M2	Straight & Narrow	M2	Virtally	M4
In The Groove	M2	Maze	M4	Peerless	M2	Santa Ana	M2	Streamers 10	M4	Virtually Suede	M2
Insignia	M5	Melody	M4	Perspective	M1	Savannah 10	M3	Structure	M2	Vogue	M1
Jamestown	M1	Merger	M1	Petit Point	M4	Scrimmage Line	M3	Sunset Strip	M1	Wallaby SP Black	M1
Jekyll & Hyde	M2	Microdot	M2	Phoenix	M1	Script	M3	Symmetry 10	M3	Waste Not	M2
Jenga	M3	Milano	M2	Pinehurst	M2	Segment	M3	Synapse	M5	Wave Length	M1
Jigsaw	M1	Mirage	M3	Pinnacle	M2	Sequel	M1	Syncopation 10	M4	Webscape	M3
Jubilee	M1	Moonscape	M1	Pisces	M2	Serenade	M1	Taj	M1	Wildwood	M3
Juncture	M7	Mosaic	M1	Portal	M3	Shimmer	M4	Tendril	M1	Willow	M1
Kaleidoscope	M4	Mosaic +Durablock™	M2	Prado	M2	Side By Side 10	M4	Tendril +Durablock™	M2	Zanzibar	M5
Karma	M4	Mum	M1	Prisma	M1	Sierra SP Black	M1	Tiles	M2		
Key Largo	M1	Mum +Durablock™	M2	Pulse	M4	Silk Screen	M2	Toss Up	M2		
Kismet	M4	Myriad	M3	Punch	M2	Silverweave	M2	Traverse	M1		

How to specify	Fabrics listed alphabetically							
<p>In addition to standard Sitmatic fabrics, Sitmatic offers you a simplified program to use Momentum fabrics. To the right is a list of fabrics and their corresponding price grades. To see these fabrics, or to order memo samples, please contact Momentum at (800) 366-6839 or visit them at <a href="http://www.themomgroup.com">www.themomgroup.com</a>.</p> <p>When using Momentum fabrics, list the Sitmatic chair model followed by a "/" and then the appropriate fabric grade. In the description please list Momentum, the pattern and then the color.</p> <p>For Example: 173 SX +1A /M2 Momentum Beckon Vintage</p> <p>Please do not place a separate order with Momentum for your fabric. This will be done automatically for you.</p>	A Cappella	M2	Carriage	M3	Ease	M3	Gradient 18	M6
	Acacia	M4	Cashmere	M1	Echelon	M3	Gradient 36	M6
	Ace	M1	Catalogue	M5	Echo	M2	Gradient Solid	M6
	Adagio	M2	Census	M3	Effloresce	M6	Great Escape	M4
	Afterglo	M1	Centre	M2	Elan	M3	Greet	M2
	Agora	M1	Chai	M3	Elliott	M3	Gusto	M1
	Aiken	M3	Chance	M2	Emanate	M6	H2O	M8
	Alibi	M3	Charade	M6	Emerge	M1	Hadleigh	M2
	A-List	M2	Chase	M1	Enchant	M2	Hamlet	M3
	Altro	M5	Chronicle	M1	Encounter	M2	Hermosa	M3
	Amenity	M4	Cienega	M7	Entwine	M6	Hero	M2
	Amore	M2	Cinch	M1	Epoch	M3	Hi-Fi	M2
	Apex	M4	Classico	M2	Era	M1	Hint	M2
	Ardour	M6	Classique	M8	Essentia	M3	Hipster	M2
	Arista	M3	Clio	M3	Etch	M1	Homespun	M3
	Asana	M4	Code	M6	Ethos	M4	Hopscotch	M2
	Aspire	M2	Connect The Dots	M2	Ever After	M3	Hub	M4
	Axis	M1	Context	M1	Evoke	M3	Hue	M1
	Bandwidth	M4	Converge	M2	Exes	M5	Huntington	M5
	Basis	M1	Cool Beat	M4	Expo	M1	Hyphen	M3
	Beckon	M2	Core	M1	Fairfax	M2	Icon	M3
	Bel Canto	M2	Coy	M2	Fedora	M2	Identity	M3
	Bento	M4	Credo	M2	Feliz	M4	Idiom	M4
	Bestow	M6	CRE (Crete)	M1	Finale	M2	Idyll	M4
	Bias	M4	Crete	M7	Fireside	M3	Illumina	M8
	Block Party	M5	Crew	M4	Fizz	M2	Imagine	M2
	Boom	M1	Crush	M3	Fleck	M1	Impact	M1
	Bravo	M2	Crux	M3	Flight Of Fancy	M7	Imperial Mohair	M8
	Brea	M4	Crypton Suede	M2	Flurry	M3	Imprint	M3
	Cachet	M1	Dabble	M2	Flux	M5	Index	M5
	Cairo II	M6	Delano	M6	Foray	M2	Indie	M2
	Calabajas	M4	Delmonico	M4	Form	M1	Indus	M1
	Calligraphy	M2	Delve	M3	Frolic	M5	Infusion	M4
Calliope	M4	Digit	M4	Gauge	M1	Inhabit	M6	
Candid	M2	Dimy's	M7	Gentry	M7	Inner Circle	M5	
Canter	M1	District	M4	Gesture	M3	Innove	M3	
Caption	M4	Dive	M3	Get Cozy	M2	Innuendo	M3	
Capture	M3	Dividend	M5	Glam	M1	Insight	M1	
Carlisle	M3	Dolce	M2	Glimpse	M3	Intermix	M2	
Carouse	M3	Duo	M4	Gradient 144	M6	Interval	M1	

Fabrics listed alphabetically											
Invite	M2	Masque	M3	Peace	M3	Raffia	M8	Signature	M2	Turnabout	M3
Inyo	M2	Mastermind	M2	Pearce	M3	Ratio	M1	Signet	M8	Tweed	M3
Isla	M2	Matter	M3	Pendant	M2	Rattan	M8	Silica	M6	Twelve	M3
Jargon	M1	Maven	M2	Perch	M3	Realm	M2	Silk Struktur	M7	Twirl	M2
Jax	M4	Max	M2	Periphery	M3	Rebel	M3	Smart Suede	M2	Ultima	M3
Jest	M4	Maxim	M4	Perk	M1	Recollection	M5	Snap	M2	Umi	M3
Jinx	M1	Melange	M4	Petite	M2	Redux	M2	Snug	M2	Urbane	M3
Jolt	M3	Melodeon	M5	Philosophy	M7	Rein	M1	Soma	M4	V.I.P.	M2
Journey	M2	Memoir	M3	Pinnacle	M3	Relevant	M3	Soprano	M2	Valet	M2
Juncture	M6	Mercury	M1	Pinpoint	M1	Relic	M2	Soul	M2	Vario	M2
Juxtapose	M3	Meridian	M1	Pirouette	M2	Remix	M3	Splendeur	M8	Veer	M6
Kayo	M1	Meta	M3	Pivot	M1	Render	M3	Spyro	M3	Vega	M2
Keepsake	M2	Method	M6	Plume	M4	Rendezvous	M2	Stance	M1	Veil	M2
Keleko	M1	Mica	M6	Pluto	M2	Renewal	M3	Stir	M2	Venue	M2
Kindle	M3	Mime	M1	Pogo	M3	Revive	M3	Strada	M6	Verge	M1
Kinetic	M3	Mimic	M1	Pomona	M6	Revolve	M6	Strategy	M2	Versus	M1
Knack	M1	Mira	M2	Ponder	M1	Riche	M2	Streamline	M2	Vicinity	M3
La-Dee-Da	M2	Mod	M4	Pop	M2	Rio	M3	Sublime	M1	Village	M3
Lana	M8	Moda	M1	Portal	M3	Ritual	M2	Substance	M8	Viva	M3
Latitude	M7	Mojo	M4	Posh	M2	Rival	M2	Sun Spell	M6	Vox	M1
Legato	M2	Montage	M4	Prana	M3	Romeo's	M6	Surface	M3	Weekender	M5
Levity	M4	Narration	M4	Preamble	M3	Russo	M1	Suspense	M4	Wellspring	M6
Linea	M5	Niche	M3	Preen	M2	Saguaro	M3	Sway	M4	Whistler	M2
Lineage	M8	Nile	M7	Prego	M2	Sartorial	M8	System	M6	Whiz	M3
Linq	M8	Nostalgia	M2	Premise	M5	Sassy	M1	Tact	M2	Winsome	M2
Liquid	M2	Nouveau	M2	Primo	M5	Saucy	M1	Tandem	M2	Wonder	M3
Locale	M4	Nuova Seta	M7	Prompt	M1	Savant	M2	Tangent	M1	X-Factor	M3
Loft	M3	Occasion	M2	Pronto	M2	Scene	M2	Taos	M2	Zillion	M3
Loupe	M8	Oh's	M5	Proposal	M2	Schema	M2	Tatami	M1	Zone	M2
Lucent	M3	Omen	M4	Proviso	M6	Schmooze	M4	Tate	M1	Zoom	M3
Lucia	M2	Ona	M8	Purity	M2	Scoupe	M4	Tek	M2		
Lumiere	M3	Origin	M1	Pursuit	M2	Scribe	M2	Telegram	M4		
Lure	M3	Ozone	M7	Quad	M5	Seabrook	M3	Theory	M2		
Lyra	M2	Palmer	M3	Quantum	M2	Sector	M1	Theta	M3		
Mana	M3	Pann's	M6	Query	M4	Sense	M3	Tilbury	M2		
Mangrove	M8	Paradox	M1	Queue	M2	Sequence	M2	Tone	M3		
Mantra	M4	Paragon	M3	Quip	M1	Serica	M2	Topanga	M3		
Mara	M4	Passages	M8	Racer	M1	Shoot The Curl	M4	Trance	M2		
Margin	M2	Pause	M2	Radiate	M3	Shore Thing	M3	Transit	M1		
Marquee	M2	Pawn	M2	Rae's	M7	Sierra	M1	Trek	M1		







**Warranty**

Sitmatic product is covered by a comprehensive lifetime structural warranty with a ten year warranty on wear components. There are no weight restrictions and 24-hour usage is covered. For complete details, please contact your Sitmatic representative.

**Freight Included**

Freight is prepaid and allowed for orders over \$100 net, meaning this pricer includes shipping charges from the factory to a commercial dock. Orders under \$100 net are subject to a \$19 handling charge. The product is cartoned and a few models are partially unassembled. This pricer does not include guaranteed delivery times, residential delivery, delivery to a building without a dock, inside delivery, blanket-wrap shipments, storage, prior notification, expedited shipping, or destinations outside the continental United States. For any of these services, please contact Customer Service for the costs. Freight claims, unfortunately, must be the responsibility of the recipients, although Sitmatic will assist in any way possible.

**COM**

**Customer's Own Material**

Yardage listed in this price list is based on a worst case scenario: non-railroaded fabrics and small quantities of chairs. If your fabric can be railroaded or you are ordering a large quantity, please contact Customer Service for actual yardage requirements, which may be less than the published amount.

We will always make our best effort to pattern match at seams, but pattern matching results are not guaranteed. Generally, commercial quality fabrics require no prior approval. We recommend latex-backed fabrics of man-made fibers, 9 oz. per running yard or better. If the fabric you choose to send us is not of this quality, please discuss the fabric and its use with Customer Service before sending us the fabric.

**Fabric**

Yardage of Sitmatic fabric is available at the following list prices:

- Cat 2 \$55.
- Cat 3 \$80.
- Cat 4 \$100.
- Cat 5 \$200.
- Cat 6 \$325.
- Cat 8 \$170.

**Return Policy**

Because Sitmatic's product is custom manufactured to meet exact customer requirements, we ask that you take care in specifying. In the event that you need to return chairs, normally up to 75% is charged if ordered in error by the customer. If in Sitmatic's judgement, the product is in new condition and readily resalable, the restocking fee may be waived or reduced. Contact Customer Service for specific item information. Some products particularly custom engineered items that are individual specific, cannot be returned.

**Cancellation Charge**

No cancellation charges will be assessed if the customer cancels prior to production. Commencement of production constitutes Sitmatic's procurement of order specific components or actual construction or the seating, whichever is earlier. Usually, but not necessarily, this is one week before shipment. After production begins, actual and reasonable costs will be charged. All cancellation charges will be billed within six months after notification of cancellation.



**Public Area Seating**

Information regarding this product is covered in the comprehensive specification manual entitled "Fixed Seating & Tables: Pricing & Specification Guide." Contact Customer Service for your copy.

**Legal Notices**

Sitmatic® and Aria® are registered trademarks of Sitmatic. Possession of this price list does not constitute an offer to sell. Ownership of the product changes to consignee FOB our Fullerton, California factory. Pricing & Specification subject to change without notice.

**Sitmatic**

1800 Raymer Avenue  
 Fullerton, California 92833  
 Tel. 800.288.1492  
 714.888.2500  
 Fax 714.888.2505  
 Email Info@Sitmatic.com  
 Website www.sitmatic.com

©2016 Sitmatic